



DISC BRAKES AUSTRALIA

4WD & AWD

CATALOGUE 2021




STOPPING THE WORLD

[» GO to Contents](#)

DBA.COM.AU

PUT ON WEIGHT?



SLOTTED T3 DISC ROTORS

- Designed for serious off-road or heavy towing applications
- Patented Kangaroo Paw ventilation design
- Stays cooler, is stronger and outperforms standard vane rotors
- Up to 30% better brake pedal feel than standard disc rotors
- Tri-Symmetrical curve slots provide a quieter, responsive and smoother brake pedal feel

4000 SERIES T3 DISC ROTOR

BRAKE FLUID



XTREME PERFORMANCE BRAKE PADS

BRAKE SHOES

XTREME PERFORMANCE PADS

- For drivers seeking high initial bite and friction consistency from low to high temperatures
- Improved braking performance over traditional OE brake pads
- Various pad friction combinations balance the brake torque on the front and rear axles for greater performance

BULK UP YOUR BRAKES!

INTRODUCTION



**MANUFACTURING SAFETY & BRAKING
EXCELLENCE FOR OVER 40 YEARS**



- ◆ SYDNEY, AUSTRALIA
HEAD OFFICE
- ◆ 6 3PL'S ACROSS
AUSTRALIA
- ◆ KEY DISTRIBUTION
HUBS IN USA,
EUROPE & ASIA


TABLE OF CONTENT

DBA'S PRODUCT RANGE	1
MANUFACTURING/QUALITY	2
DIRECT REPLACEMENT GUIDE	5
DISC ROTOR OVERVIEW	6
DBA ROTOR TECHNOLOGY	8
BRAKE PAD OVERVIEW	14
BRAKE FLUID OVERVIEW	16
CATALOGUE CONTENTS	21



ISO 9001:2015
Incl. Approval
Relevant
Requirements
Management
System
www.tuv.com
ID 9105080733





**DBA MANUFACTURING FACILITY
& SYDNEY HEAD OFFICE**

THINK PERFORMANCE
THINK SAFETY
THINK DBA

HISTORY

Founded in the 1970's from a small suburban workshop in Sydney, Australia, Disc Brakes Australia (DBA) has grown to be the #1 choice of replacement disc rotor by workshops and customers in Australia.

DBA has proudly grown from a small local Australian manufacturer and distributor to supplying disc rotors, drums, pads and accessories across Australia, USA, Europe, Middle East, Russia, Asia and everywhere in between.

DBA is also proud to be an Original Equipment Supplier (OES), the control product for multiple race series and a highly active manufacturer of performance one and two piece rotors.

RANGE

DBA's range covers over 97% of the Australian Car Parc, with direct replacement disc rotors and pads

applications catering for street vehicles, performance upgrades, towing, 4x4 / SUV, military / armoured vehicles, track and motorsport applications.

DBA's range covers applications for over 50 global car brands including, Audi, Mercedes, BMW, Volkswagen, Holden, Ford, Lotus, Rolls Royce, Toyota, Landrover, Lexus, Nissan, Subaru, Jeep, Mini, Porsche, Volvo, Mazda and more applications developed each month.

QUALITY, PERFORMANCE & SAFETY

DBA's focus is on Quality, Performance and Safety.

When manufacturing and distributing safety critical components, DBA believes there can be no shortcuts or substitutions for quality. DBA sets the bar in quality, tolerances, premium metals and manufacturing equipment

that delivers premium quality disc brakes rotors.

Drivers worldwide demand DBA products for consistent, reliable and superior performance. DBA ensures this by engineering discs that are far superior to generic and aftermarket counterparts.

DBA holds its performance and motorsport roots closely as it continues to supply the world with leading braking solutions, for both street and performance vehicles.

DBA has long been a champion of safety in the Australian Automotive industry and our dedication to quality has been recognised with over 16 manufacturing awards from the Australian Automotive Aftermarket Association (AAAA).

DBA maintains ISO9001:2015 accreditation through TÜV Rheinland® and is a founding member of the Australian Auto Innovation Centre (AIC).

PRODUCT RANGE

DISC ROTORS

STREETSERIES



4000SERIES




HD

4000 XS



5000SERIES



XD



WAVE

PERFORMANCE BRAKE PADS



STREET
PERFORMANCE



XTREME
PERFORMANCE



RACE
PERFORMANCE

BRAKE DRUMS & SHOES



BRAKE FLUIDS



DOT 3

DOT 4

DOT 4.1


DOT 5.1

For more information,
check our website dba.com.au

FOLLOW US ON



MANUFACTURING/QUALITY



RAW CASTING



MANUFACTURING



PACKAGING & DISTRIBUTION

“From cast iron to the finished product - total control”

With over 40 years of manufacturing, research & development and design experience, DBA truly understands what it takes to make leading performance and safety critical disc brake rotors. DBA has partnered with race teams, OEM's and police and military forces around the world to solve their braking needs and push the edge of cutting-edge technology.

Unlike other brands who are merely importers or distributors, DBA is in control from the initial R&D and design stage, throughout the casting, manufacturing and distribution process.

DBA's experience and continual research & development has led to the development of leading technology including a proprietary cast iron formulation (XG-150), bi-directional slot designed (T2 and T3), TSP heating processing and our patented Kangaroo Paw ventilation system.

DBA's XG-150 is a supersaturated solution of carbon in an iron matrix, the excess carbon precipitates out in the form of graphite flakes. The structural distribution of these graphite flakes provides excellent thermal properties, increasing the thermal shock resistance.

DBA's grey iron is rich in carbon and alloyed to produce excellent thermal characteristics, which is a key factor in the production of the casting. This is combined with our patented Kangaroo Paw ventilation design.

When combined with DBA's TSP process it allows the material to cope with rapid thermal cycling with core-heat levels reaching approximately 700°C and above.

The DBA developed TSP™ process, stress relieves the cast iron during the manufacturing process. Unlike any other cast irons, the XG-150 formulation was developed to respond to the TSP process resulting in a rotor that is ideal for heavy duty braking and suitable for motorsport applications.



XG-150 Features & Benefits

Feature	Benefit
<i>High thermal conductivity</i>	<i>Reduced brake fade, improved heat dissipation Consistent brake pedal feel</i>
<i>Thermal Stability</i>	<i>Minimises the risk of brake shudder/judder</i>


DBA MANUFACTURING PROCESS



FOUNDRY



RAW CASTINGS



MACHINING



PACKAGING & DISTRIBUTION



DISC BRAKES AUSTRALIA

INTRODUCING
DBA'S RANGE OF

BRAKE SHOES

- LOW DUST
- LOW NOISE
- SHORTER BEDDING IN TIMES
- BETTER BRAKING PERFORMANCE









THINK SAFETY, THINK PERFORMANCE, THINK DBA

DIRECT REPLACEMENT GUIDE

DISC BRAKE ROTORS

BRAKE PADS

VEHICLE TYPE	STREETSERIES®			4000SERIES®			SP	XP
	Plain DIRECT replacement	Slotted T2	Cross-drilled / slotted XDS OEX X GOLD	Plain HD	Slotted TB	Cross-drilled / slotted XD 4000 XS		
 Family 4WD & SUV		●	●	●		●	●	
 LCV Utes & Vans	●	●		●	●	●	●	●
 Towing <750kg	●	●		●	●		●	●
 Towing >750kg				●	●			●
 GVM upgrade 4WD				●	●			●
 Armoured Vehicles					●			●

DISC BRAKE ROTORS

STREETSERIES®



DIRECT replacement

OEX

XDS

X GOLD

T2

4000SERIES®



HD

TB

4000 XS

XD

BRAKE PADS

STREET PERFORMANCE



XTREME PERFORMANCE



DISC OVERVIEW



DIRECT
OE replacement



X
GOLD



T2



HD



4000
XS




T3



XD



T3



WAVE

Behind every great wheel should be a great disc brake

Direct replacement rotors for drivers seeking O.E level braking performance or better. Manufacturing to OEM standards is our minimum requirement.

Street Series rotors are available with several added benefits including En-Shield (E), cross drilled and slotted and T2 bi-directional slot (S). DBA recommends the Street Series for daily drivers, light commercial and SUV applications.

- ⊗ DIRECT OE REPLACEMENT
- ⊗ KANGAROO PAW VENTILATION TECHNOLOGY
- ⊗ DIRECT OE REPLACEMENT / EN-SHIELD, X / XS & T2 AVAILABLE

Direct replacement single-piece disc brake rotors that are designed for drivers seeking improved braking performance.

Our most popular choice for performance upgrades, featuring DBA's patented Kangaroo Paw ventilation system, high carbon cast-iron, Thermal Stability Profiling (TSP), Thermo-Graphic paint markings and T3 slot.

We recommend the 4000 Series for high stress applications including performance vehicles, SUV and 4x4, towing applications, light commercial vehicles (utes & vans), armoured vehicles and light track day duties.

- ⊗ DIRECT OE REPLACEMENT
- ⊗ HIGH CARBON & HEAT TREATED
- ⊗ KANGAROO PAW VENTILATION TECHNOLOGY
- ⊗ HD, XD, XS & T3 AVAILABLE

A composite 2 piece direct replacement brake rotor, combining high carbon cast-iron rings with aerospace grade aluminium hats (T6061-T6).

The 5000 Series share all the performance technology featured in the 4000 Series, with the added benefits of weight reduction and improved heat management via the aluminium hats. The 2 piece 5000 Series allows users to re-use their 5000 Series aluminium hats with replacement DBA flat disc rotors (rings) available.

The 5000 Series disc rotors are recommended for high performance street vehicles, track days, club racing and rally sport applications.


- ⊗ 2 PIECE PERFORMANCE ROTORS
- ⊗ HIGH CARBON & HEAT TREATED RINGS
- ⊗ AEROSPACE GRADE ALUMINIUM HATS
- ⊗ KANGAROO PAW VENTILATION TECHNOLOGY
- ⊗ XD & T3 AVAILABLE







ROTOR TECHNOLOGY

Built and engineered for tough

Australian conditions - DBA uses a process called thermal stability profiling (TSP) on all HD and CLUBSPEC discs manufactured with XG-150. TSP re-aligns the micro-structure of the iron, resistance to extreme heat and reducing disc wear.

Thermo-graphic paint markings allow clear identification of disc temperature and disc performance.



Initial Colour	When the rotor exceeds this temperature:	The colour will change to:
	458°C / 856°F	
	550°C / 1022°F	
	630°C / 1166°F	

Performance metals - Usually only found in high-end performance discs, XG-150 is a unique formulation developed for all DBA products. High carbon alloyed iron may look like regular iron found on standard discs, but DBA's unique XG-150 iron formula has been tested the world over to the absolute limits of braking punishment.

XG¹⁵⁰
HIGH CARBON ALLOYED IRON

Patented design - 'Kangaroo Paw' is a patented hi-tech disc rotor ventilation system which features a series of 144 diamond and tear drop shaped pillars individually spaced between the rotor faces. This design cools the rotor faster and increases dimensional strength and stability across the disc rotor.



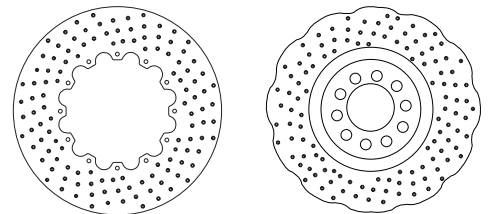
T3 slot design - DBA's T3 slot design is built on the T2 design but with an increased number of slots, taking it from 32 to 48 CNC machined slots. For more aggressive braking



XD - Cross Drilled & Dimpled design -

DBA's XD design consist of a combination of approximately 84 cross drilled holes and 36 dimples across the rotor surface, to provide an O.E performance design without the risk of cracking in traditional designs.

The XD design is also available in DBA's Wave rotor.



Protection in packaging - DBA delivers added value to ensure their products are received in perfect condition by covering each and every disc in a moisture resistant, corrosion protective dual layer package.



Premium discs, premium appeal - The premium paint coating found on all DBA discs* in non-friction areas ensures corrosion protection. DBA discs aid vehicle appearance and last longer against the elements.

*excludes street series OE replacement discs



Thermo-graphic paint markings - This allows clear identification of disc temperature and disc performance.



En-shield - Traditionally only seen on OE product, DBA's En-Shield coating is a chromium free, non-toxic water-based, environmentally friendly coating designed to protect the entire disc rotor surface from rust and corrosion and is specifically formulated to prevent brake pad contamination.



**"We are consistent in both quality and performance.
This is what separate us from the rest"**

WHY PICK DBA

OTHER BRANDS



PERFORMANCE IMITATIONS USING DATED TECHNOLOGY

- ✘ Straight vane design (Outdated)**
Common in standard rotors. Not suited to heat generated in high speed braking scenarios
- ✘ Antiquated slot and/or drill design (Out dated)**
Less responsive, noiser and an old style design that is common on the cheaper style products. Supplied as left and right hand parts and if fitted incorrectly will affect performance
- ✘ Inaccurate disc thicknesses (Out dated)**
Cheap, inferior manufacturing process causing uneven structure that will affect braking performance. Increased distance between vanes reduces surface area which will affect the rotors ability to dissipate heat, a major contributor to disc thickness variation, resulting in brake shudder
- ✘ Inferior surface machining (Out dated)**
Harsher on performance brake pads and can affect the bedding in process. Less resistant to severe changes in rotor temperature
- ✘ Cheaper cast iron quality (Out dated)**
Standard grey iron found in stock brake rotors is not designed for repetitive high speed braking

DBA



DBA PROVEN & MARKET LEADING TECHNOLOGY

- ✔ Kangaroo Paw vane technology (Guaranteed)**
Designed for better pad loading and even weight distribution. Better distribution of cooling air to more of the rotor surface area
- ✔ T2 & T3 Slot Design (Guaranteed)**
Worldwide patented T2 and T3 universal slot design, for even pad wear, less noise and eliminates the need for a left and right handed product
- ✔ Accurate & even disc thicknesses (Guaranteed)**
A quality focused and consistent manufacturing process that ensures accurate disc face thickness and correct vane distance, to provide better dissipation of heat
- ✔ Surface machining at the micron level (Guaranteed)**
Smoother disc surface for better feel and reduced pad wear and is ideal for bedding in high performance pads. Well suited for extreme temperature changes suited for racing
- ✔ The best quality cast iron (Guaranteed)**
(XG-150) highest grade alloyed iron unlike any other cast irons. The formulation is ideal for heavy duty braking when TSP is applied

Kangaroo Paw: Home grown inspiration



- INCREASES COOLING EFFICIENCY
- PROVIDES ADDITIONAL SUPPORT TO THE FRICTION FACE
- INCREASES DIMENSIONAL STRENGTH & STABILITY ACROSS THE DISC ROTOR


DBA introduced a new design in brake rotor technology.

'Kangaroo Paw' is a patented hi-tech disc rotor ventilation system which features a series of 144 diamond and tear drop shaped pillars individually spaced between the rotor faces.

This design cools the rotor faster, working on the same principal as an air-impeller designed to extract hot air and increases dimensional strength and stability across the disc rotor.


These advances increase the disc rotor's efficiency by as much as 20% when compared to a conventional rotor designs and tests are proving that the design is effective for vehicles prone to brake 'judder' which is a growing problem around the world.

Importantly, customers fitting DBA 'Kangaroo Paw' rotors will benefit from significantly better braking performance at no extra cost (Patent No. 742353) individually spaced between the rotor faces.



Comparing the ventilation air space between friction faces of a DBA Kangaroo Paw design and a conventional straight vane sample

Increased distance between vanes reduces surface area which will affect the rotors ability to dissipate heat



A recent discovery has found that "lightweight" inferior discs have reduced braking plate surface thickness. This is a common method employed to reduce manufacturing costs.


The result is lower thermal mass causing unpredictable performance characteristics and sacrificing safety and longevity.

CONVENTIONAL STRAIGHT VANE

CONVENTIONAL STRAIGHT VANE

VS

DBA'S KANGAROO PAW COOLING SYSTEM



DEFLECTION BETWEEN VANES


POOR CASTING QUALITY

CONVENTIONAL STRAIGHT VANES

PILLAR DISTANCE TOO WIDE

Other than material composition, another major factor that affects the thermal performance of brake rotors is the surface area within the ventilation design. The more surface area, the more heat that can be removed from the brake rotor.

The mass of the brake rotor also plays an important role. The greater the mass, the more heat that can be stored and must be dissipated, this is why the design of the Kangaroo Paw is so effective. This minimises the risk of brake fade and restores normal braking much sooner.



Thick-and-thin friction face is a result of poor casting control and can affect braking performance

A typical conventional straight vane rotor



The ventilation system of a brake rotor is best described as the foundation and support between the friction surfaces.

FEATURE	KANGAROO PAW	STRAIGHT VANE
Surface Area	12,937 mm ²	8,100 mm ² = 37.3% less surface area
Weight	8.28 kg	7.68 kg = 7.25% less mass
No. of Pillars	144	36

INTRODUCING OUR *PERFORMANCE BRAKE PADS*

STREET
PERFORMANCE

XTREME
PERFORMANCE

RACE
PERFORMANCE





DBA's Street Performance brake pad is for drivers seeking improved braking performance without the compromises associated with an aggressive, track-style pad.

Specifications:

- Semi-Metallic friction material
- F-F Class Friction (0.35 avg mu from low to high temps)
- Consistent friction at higher temperatures

Ideal for:

- All vehicles seeking a step up from traditional O.E level friction
- Performance cars & 4WDs
- Use with all rotors
- DBA T2 and T3 rotors for best performance



DBA's Xtreme Performance brake pad is for drivers seeking high initial bite and friction consistency from low to high temperatures. Ideal for performance car track days, 4x4 towing heavy loads or high GVM outfitted vehicles.

Specifications:

- Semi Metallic, Carbon fibre friction material
- G-G Class Friction. (0.45 avg mu from low to high temps)
- Excellent high temperature performance

Ideal for:

- Performance street cars
- Club track days
- High GVM towing
- Use with all 4000 & 5000 Series rotors
- DBA T3 rotors for best performance



DBA's Race Performance brake pad is designed for track/circuit use, where minimum temps are above 350°C. This pad formula is enhanced with carbon fibre for high strength and stable friction at temperatures above 735°C.

Specifications:

- Semi Metallic, Carbon fibre friction material
- G-G Class Friction. (0.45 avg mu from low to high temps)
- Excellent high temperature performance

Ideal for:

- Super sprints and circuit racing
- Extreme temperature applications
- Not recommended for road use
- Recommended for use only with T3 4000 & 5000 Series rotors

BRAKE PAD OVERVIEW

TECHNICAL FEATURES



- 1 CHAMFER**
Reduce noise, vibration and harshness
- 2 SLOT**
Facilitate temperature stability
- 3 PREMIUM QUALITY SHIM**
Dual layer elastomeric coated shim
- 4 SCORCHING PROCESS (TSP)**
Raises cold friction effectiveness & reduces bedding-in time
- 5 BACKING PLATE**
G3131 steel - dimensionally stable and wear resistant

WHAT'S IN THE BOX?

- 1 PERFORMANCE BRAKE PADS (AXLE SET)**
- 2 BEDDING - IN INSTRUCTIONS**
- 3 HIGH TEMPERATURE BRAKE PAD LUBRICANT**
- 4 SERVICING STICKER (DOOR FRAME)**
- 5 BRAKE PAD SENSOR***
*WHERE APPLICABLE



CUTTING EDGE BRAKE PAD TECHNOLOGY

After four decades at the forefront of disc brake rotor manufacturing, DBA is proud to bring its very own range of high-quality performance brake pads to market. The result of an exhaustive research and development program, DBA's all-new brake pads have been put through their paces on the street, off-road, racetrack & dynamometer testing.

Not only do DBA's range of performance brake pads offer industry-leading performance, but they are also designed to match perfectly with DBA's long-established and trusted range of disc brake rotors.

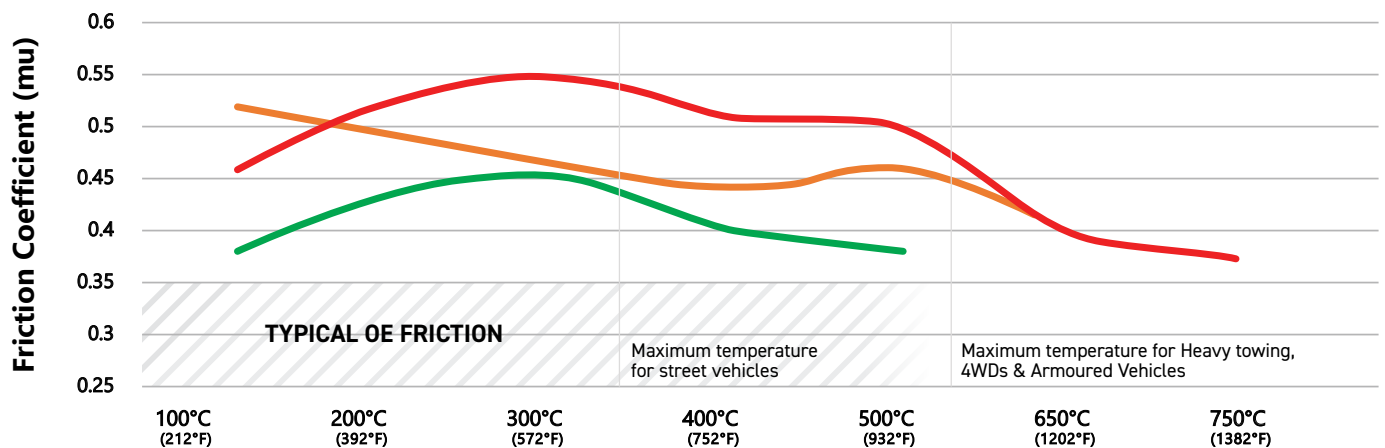
With a range of brake pad options available to suit all driving needs, from daily drivers to four-wheel drives and days out on the track, DBA is now able to offer a pad and rotor combination to suit your needs.

WHICH BRAKE PAD SUITS YOU?

When braking under more challenging situations or towing heavy loads, various pad friction combinations can be used to balance the brake torque on the front and rear axles for greater performance. This guide below provides suggestions for common applications.

Application	FRONT	REAR
Daily street driving	SP	SP
Performance cars and 4WDs	XP	SP
Towing < 750kg & trade vehicles	XP	SP
Towing > 750kg	XP	XP
GVM upgrade & Armoured vehicles	XP	XP
Track days (Rookie driver)	XP	SP
Track days (Experienced driver)	RP	XP

BRAKE PAD PERFORMANCE GRAPH



STREET
PERFORMANCE

Great high performance street pad for better braking & stopping power on the road

XTREME
PERFORMANCE

High peak effectiveness for SUV's and heavy load braking applications and weekend trackday enthusiasts

RACE
PERFORMANCE

High initial bite track day pad for late braking in super sprint type applications

PREMIUM BRAKE FLUIDS

ADD NEW LIFE BLOOD *TO YOUR BRAKING SYSTEM*



- ⊗ HIGH TEMPERATURE RESISTANCE
- ⊗ POLYGLYCOL FLUIDS
- ⊗ RESTORES PEDAL FEEL
- ⊗ ENSURES BRAKING EFFICIENCY



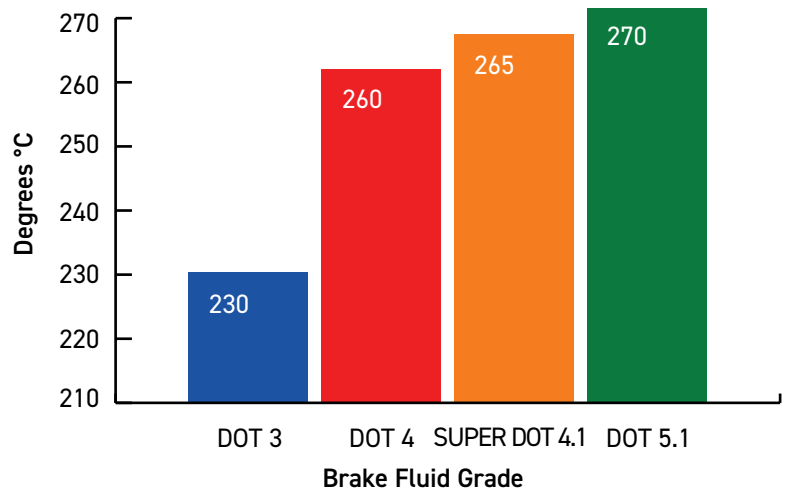
***THE PERFECT
MATCH WITH
DBA ROTORS
& PADS***

INTRODUCING OUR *PERFORMANCE BRAKE FLUID*

Packed in the popular 500ml sizes, DBA's range comprises of **DOT 3**, **DOT 4**, **Super Dot 4.1** and **DOT 5.1** brake fluids, which are polyglycol fluids suitable for popular vehicle applications.

DBA Brake Fluid has high temperature resistance, low moisture absorption and anti corrosion properties in every grade of fluid. Brake fluids that inhibit metal corrosion from absorbed moisture can reduce the costs in maintaining hydraulic brake systems.

MIN. BOILING POINT PER DBA BRAKE FLUID GRADE



TYPES OF BRAKE FLUID



BRAKE FLUID DOT 3

Brake fluid Dot 3 is a premium quality, non silicone, non-mineral/petroleum based, fully synthetic brake fluid designed for use in a wide range of brake and clutch applications.



BRAKE FLUID DOT 4.1

Brake fluid Dot 4.1 is a high performance grade brake fluid with superior quality for universal use in modern brake systems and is ideal for vehicles with ABS systems.



BRAKE FLUID DOT 4


Brake fluid Dot 4 is a high performance polyglycol synthetic brake fluid suitable for both passenger and commercial vehicles including ABS systems.



BRAKE FLUID DOT 5.1

Brake fluid Dot 5.1 is a premium quality, full synthetic, non silicone brake fluid designed for use in a wide range of brake and clutch applications.

HOW TO READ THIS CATALOGUE

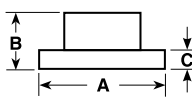


DISC BRAKES AUSTRALIA
Compatible with:

FORD

4WD Catalogue 2021

● = DBA Ranged Item
○ = Special Order Item
BLANK = Not Available



A = Diameter
B = Original Height
C = Original Thickness
D = No. of Bolt Holes

Dimensions explanation

Available in Street X-Gold (slotted or cross-drilled)

Available in Street T2 slotted

Available in Street standard

Available in 4000 standard

Available in 4000S (T3 slotted)

Available in 4000 XC

Available in 5000S (T3 slotted)

Model	Years	F/R	DBA No.	STREET STREET STREET 4000 4000 4000 5000 Solid/										Dimensions (mm)				Pad No.	Pad Notes
				OED	T2	X	HD	T3	XS	T3	Vented	A	B	C	D				
F350 4WD																			
7.3L Super Duty 4 Wheel ABS	7/2001-2004	F	798	●	●		●						V	331	99.5	38	8		
7.3L with Dual Rear Wheel	7/2001-2004	R	799	●	●		●	●					V	326	113	30	8		
RM & RN Series & Super Duty																			
8 Holes	2005-2012	F	42798				●	●					V	347	100	38	8		
8 Holes with Duel Rear	2007-2012	F	42159				●	●					V	347	100	38	8		
8 Holes	2005-2012	F	42178				●	●					V	363	100	38	8		
8 Holes	2005-2010	F	42155				●	●					V	369	99.01	39	10		
8 Holes	2005-2012	R	42799				●	●					V	340	126	34	8		
8 Holes	2005-2012	R	42179				●	●					V	363	126.1	38	8		
8 Holes with Duel Rear	2007-2012	R	2167	●	○								V	340	125	34	8		
F450 4WD																			
Super Duty 8 Holes	2008-2012	F	42798				●	●					V	347	100	38	8		
		R	42799				●	●					V	340	126	34	8		
Super Duty 10 Holes	2005-2010	R	42157				●	●					V	390	124	39	10		
F550 4WD																			
Super Duty 8 Holes	2005-on	F	42798				●	●					V	347	100	38	8		
Super Duty 10 Holes		F	42155				●	●					V	369	99.01	39	10		
Super Duty 10 Holes		R	42157				●	●					V	390	124	39	10		
KUGA 4WD																			
TE Series 2.5 DURATEC – AWD	02/2012-02/2013	F	2380E	●	●								V	300	48.5	25	5	DB1679	
		R	2129E	●	●	○	●	●	○				S	302	51	11	5	DB1763	Check application
TF Series 1.5L, 1.6 Turbo & 2.0L TD AWD	2013-2016	F	2120	●	●	●	●	●	○				V	320	48.6	25	5	DB1679	Check application
TF Series Mechanical H/Brake AWD		R	2169E	●	○								S	280	51	11	5	DB1763	Check application
TF Series Electric Hand Brake AWD		R	2639E	●	●								S	316	51	11	5	DB1763	Check application
MAVERICK 4WD																			
GY, KY & DA Series 4WD	1988-1993	F	329	●	●	○	●	●	○				V	294	30	20	6		
Optional Rear Disc 4WD		R	622	●	●	●	●	●	○				V	315	80	18	6	DB1148	
RANGER 4WD																			
PJ-PK Series 3.0L TD <i>Check Diameter 4WD</i>	00/2007-08/2011	F	958	●	●								V	255.5	24	24	6	DB1366, DB1681	Alt Pad fitment
PJ-PK Series 3.0L TD <i>Check Diameter 4WD</i>		F	2952E	●	●	○	●	●	○				V	288.5	70.5	28	6	DB1366, DB1681	Alt Pad fitment
PX Series MK1, MK2 & MK3 – Including Wildtrack – 4WD	09/2011-2020	F	2132E	●	●	○	●	●	●				V	301.5	60.7	32	6	DB2074	
PX Series 2.0L Twin Turbo Raptor 4WD		F	2137E	●	○	●	●	●	○				V	332	59	32	6	DB2379	
PX Series 2.0L Twin Turbo Raptor 4WD		R	3109E				●	●					V	332	80.7	24	6		

Vehicle make

Vehicle model

Vehicle model series

DBA disc rotor part number

Vehicle fitment position

F = Front
R = Rear

Dimensions explanation

Vented or solid rotor
S = Solid
V = Vented

Special order item

DBA ranged item

Pad Number

Additional Pad notes

Check: more than one pad suits this vehicle

The Kangaroo Paw design is not available on all part numbers, ask your supplier for details. FOR LATEST CATALOGUE LISTINGS REFER TO WWW.DBA.COM.AU

THE DBA PART NUMBERING SYSTEM

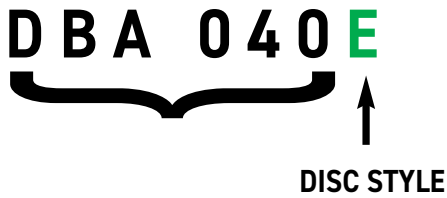
DBA has designed an intuitive numbering system that allows the same underlying part number to be carried through the different DBA rotor series and disc styles.

All disc part numbers will begin with "DBA", a number prefix is then used to denote the Series, while Suffix's are used to denote the style.

A part number will be assigned a base part number for a Street Series disc. E.g. **DBA040**.

Though the addition of prefixes and suffixes, you will be able to easily identify which product number you are after. A part number may have more than one suffix if it has multiple features.

DBA Street Series part number structure:



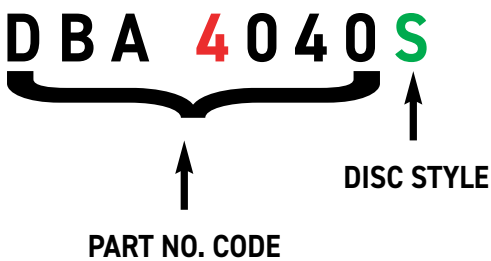
PART NO. CODE

DISC STYLE

* All DBA rotors have a black painted hat with the exception of Enshield, or where noted

PART NO. CODE	DISC STYLE
DBA 040	= Standard Disc
DBA 040 E	= Enshield
DBA 040 X	= Gold - Cross Drilled & Slotted
DBA 040 S	= Slotted (T2)
DBA 040 XD	= Cross Drilled & Dimpled
DBA 040 XDS	= OE style Cross Drilled & Slotted

DBA 4000 Series part number structure:

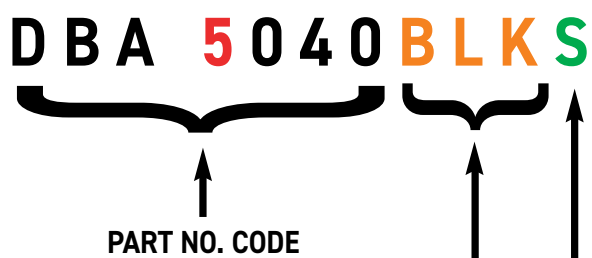


PART NO. CODE

DISC STYLE

PART NO. CODE	DISC STYLE
DBA 4040	= Standard Disc
DBA 4040 S	= Slotted (T3)
DBA 4040 XS	= Gold - Cross Drilled & Slotted
DBA 4040 XD	= Cross Drilled & Dimpled
DBA 4040 W	= Wave style rotor

DBA 5000 Series (2-piece rotors) part number structure:



PART NO. CODE

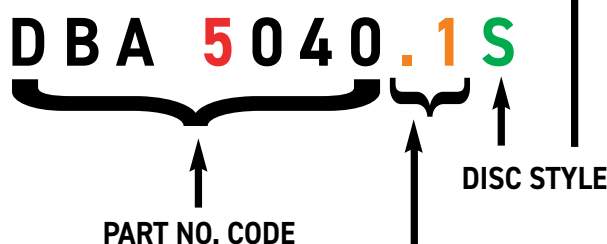
HAT COLOUR

Alumalite Hat Colour Options

BLK= Black SLV= Silver

Fully Assembled
2-piece Disc Rotors

PART NO. CODE	DISC STYLE
DBA 5040 S	= Slotted (T3)
DBA 5040 XD	= Cross Drilled & Dimpled
DBA 5040 W	= Wave style rotor
DBA 5040 WXD	= Wave + XD



PART NO. CODE

DISC STYLE

Replacement Disc
rotor only (without hat)

For a replacement rotor only, add a .1 on the end of the part No. code

VW GROUP (VAG) PR NUMBERS EXPLAINED

It is used at production to define everything unique about the car such as the paint colour, engine type and braking system.

The cars data sticker can be found on the inside cover of the original service book and it is also located on the car body, normally in the spare wheel well or under the rear seats.

The data sticker contains all the information about the car such as:

- Chassis Number
- Model type
- Engine Code
- Engine number
- Gearbox code
- Paint code
- Interior trim code

PRODUCTION CODES (PR) NUMBERS

PR numbers are a great help when you cannot clearly identify the rotor by diameter/thickness. They are primarily feature numbers. Each number contains three characters (see image on the right) and are listed in a block on the data sticker. Each PR number relates to a specific feature fitted to the car.

An example of this would be:

- T41 - 3.0 litre diesel engine
- 7A3 - CD changer
- 1KW Disc Brake rear
- 1LA Disc brakes front
- OG& - Tiptronic transmission

PR codes now relate to our printed and online catalogue. When you look for the vehicle you will note that we have listed the PR code against the vehicle model and DBA part. This code relates to details of the vehicle.

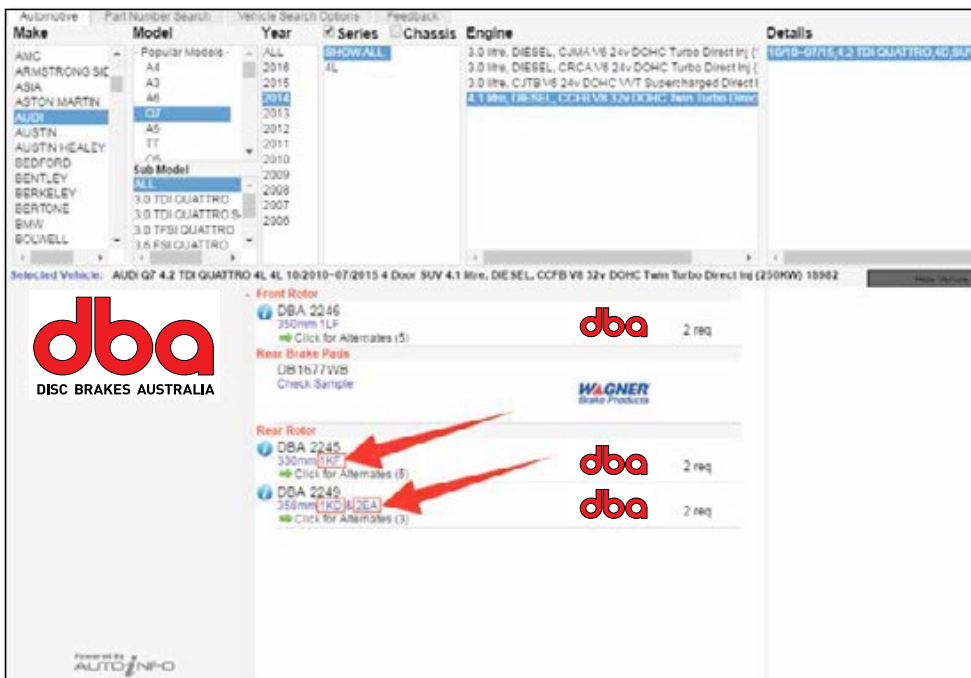


You can see from the snapshot of our catalogue and the image on the label how this is all linked, so when you have two rotors options for your vehicle it is great help.

This system is not perfect and in those cases where you cannot match the PR code with the vehicle, a VIN number search will be required to match it up.

The first step is to find the PR codes on the online catalogue first, then see if you can make a match with the PR code from your vehicle label.

Also, you need to be aware that you have two vehicles of the same model/year and they could both have different rotor combination. Therefore, the PR number is very important in these situations.





DISC BRAKES AUSTRALIA

CONTENTS

AWD & 4WD CATALOGUE 2021

VEHICLE MAKE / COMPATIBLE WITH	PAGE #	VEHICLE MAKE / COMPATIBLE WITH	PAGE #
AUDI	22	PORSCHE	59
BMW	24	RAM – DODGE	60
CHEVROLET	26	RENAULT	61
DAIHATSU	27	SKODA	62
DODGE	28	SUBARU	64
FORD	29	SUZUKI	65
GREAT WALL	32	TOYOTA	66
HOLDEN	33	VOLKSWAGEN	69
HONDA	35	VOLVO	71
HUMMER	36	DISC BRAKE PAD IDENTIFICATION	72
HYUNDAI	37	DISC ROTOR & DRUM WEIGHTS & DIMENSIONS COMPATABILITY CHART	89
ISUZU	38	IMPORTANT INFO FOR HAT TYPE ROTORS	98
JEEP	39	WARRANTY STATEMENT	101
KIA	41	DISC ROTOR: APPLICATION Q&A	102
LANDROVER / RANGE ROVER	42	BRAKE PADS: APPLICATION Q&A	103
LEXUS	46	BRAKE PADS: APPLICATION/TECHNICAL Q&A	104
MAZDA	48	GLOBAL DISTRIBUTION CENTRES	106
MERCEDES BENZ	49		
MINI	51		
MITSUBISHI	55		
NISSAN	57		

GENERAL DISCLAIMER

Important Disclaimer: Certain information in this Catalogue has been compiled from data published by original equipment manufacturers. Disc Brakes Australia Pty Ltd is unable to warrant the accuracy of third party data, and does not accept responsibility for loss or damage of any kind caused as a result of such data being inaccurate. We also encourage you to contact DBA if you have any concerns about the information provided. We will make every effort to correct any errors once they are brought to our attention.

TRADEMARKS

DBA, 4000 series, 5000 series Kangaroo Paw, TSP, Thermal Stability Profiling, DBA XS, ALUMALITE logos are either registered or trademarks of Disc Brakes Australia Pty Ltd.

All rights reserved. © Copyright 2021 Disc Brakes Australia Pty Ltd. **TRADEMARKS:** All DBA Part References listed in this catalogue are Trademarks of Disc Brakes Australia Pty Ltd. Trademarks include Part Number identification issued by DISC BRAKES AUSTRALIA PTY LTD.

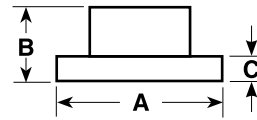
COPYRIGHT © DISC BRAKES AUSTRALIA

This work is copyright. You may display this material in unaltered form only (retaining this notice) for your use within your organisation. All other rights are reserved. Requests and inquiries concerning reproduction and rights should be addressed to DBA - PO Box 6666, Silverwater DC, NSW, 1811, Australia; or by e-mail info@dba.com.au

THE KANGAROO PAW DESIGN IS NOT AVAILABLE ON ALL PART NUMBERS, ASK YOUR SUPPLIER FOR DETAILS.

4WD & AWD Catalogue 2021

- = DBA Ranged Item
- = Special Order Item
- BLANK = Not Available



A = Diameter
 B = Original Height
 C = Original Thickness
 D = No. of Bolt Holes

Model	Years	F/R	DBA No.	STREET STREET STREET 4000 4000 4000 5000 Solid/Vented							Dimensions (mm)				Pad No.	Pad Notes
				OED	T2	X	HD	T3	XS	T3	A	B	C	D		

Q3 AWD / 4WD

Q3 8U Series SUV 2.0L TD PR 1LJ & 1ZD AWD	04/2012-09/2019	F	2806E	●	●	●	●	●	●		V	312	49.8	25	5	DB1849
Q3 8U Series SUV 2.0L TD PR 1KU <i>Check Specs</i> AWD		R	2816E	●	●	○	●	●			S	282	47.3	12	5	DB1865 <i>Check application</i>
		R	2837E	●	●	○	●	●			S	300	48.3	12	5	DB1865 <i>Check application</i>
Q3 F3 Series SUV 2.0L TD SUV PR 1LA & 1LB AWD	2020-on	F	2830E	●	●	●	●	●	●	●	V	340	49.7	30	5	
Q3 F3 Series SUV 2.0L TD SUV PR 1KZ AWD		R	2809E	●	●	○	●	●	●		V	310	48.5	22	5	

Q5 AWD / 4WD

Q5 8R Series SUV 2.0 & 3.0L TD PR 1LA AWD	03/2009-2017	F	2822E	●	●						V	320	52.1	30	5	DB2186 <i>Models to 9/2012</i>
Q5 8R Series SUV 2.0 & 3.0L TD PR 1LB, 1LC & 1ZB AWD		F	3008E	●	●	●					V	320	52.4	30	5	DB2186 <i>Models to 9/2012</i>
Q5 8R Series SUV 2.0 & 3.0L TD PR 1LE, 1LP,1LJ & 1ZT AWD		F	2832E	●	●		●	●			V	345	52	30	5	DB2186 <i>Models to 9/2012</i>
Q5 8R Series SUV 2.0 & 3.0L TD PR 1kW & 2EK AWD		R	2823	●	●						S	300	36	12	5	
Q5 8R Series SUV 2.0 & 3.0L TD PR 1KE Mntg Face 154.2mm AWD		R	2821	●	●						V	330	36	22	5	
Q5 8R Series SUV 2.0 & 3.0L TD PR 1KE & 2EL Mntg Face 199mm AWD		R	2847E	●	●		●	●			V	330	36	22	5	
Q5 FY Series SUV 2.0L TD & Petrol Turbo PR 1LE, 1LF, 1LG & 1LH		02/2017-on	F	3012E	●	○						V	338	57.4	30	5
Q5 FY Series SUV 2.0L TD & Petrol Turbo PR 1LIL, 1ZC, 1ZA & 1ZK	F		3016E	●	●						V	349	57.2	34	5	
Q5 FY Series SUV 2.0L TD & Petrol Turbo PR 1KD	R		3113E	●							S	300	36.2	12	5	
Q5 FY Series SUV 2.0L TD & Petrol Turbo PR 1KF, 1KJ, 1KK & 2EJ	R		2847E	●	●	●	●	●	●	●	V	330	36	22	5	
Q5 FY Series SUV 3.0L TD PR 1ZA & 1ZK	07/2018-on	F	3016E	●	●						V	349	57.2	34	5	
Q5 FY Series SUV 3.0L TD PR 1KF & 1KJ		R	2847E	●	●	●	●	●	●	●	V	330	36	22	5	

Q7 AWD / 4WD

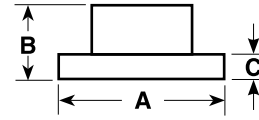
Q7 4L Series SUV 3.0L TD, 3.6L, 4.2L TD, 4.2 & 6.0L TD PR 1LF AWD	09/2006-08/2015	F	2246E	●	●		●	●			V	350	69	34	5	DB7878
Q7 4L Series SUV 3.0L TD, 3.6L, 4.2L TD, 4.2 & 6.0L TD PR 1KF AWD		R	2245E	●	●		●	●			V	330	74	28	5	DB1677
Q7 4L Series SUV 3.0L TD, 3.6L, 4.2L TD, 4.2 & 6.0L TD PR 1KD & 2EA AWD		R	2249E	●	○						V	358	73.5	28	5	
Q7 4M Series SUV 3.0L TD PR 1ZA, 1ZK, 1LX & 1LZ AWD	08/2015-on	F	3016E	●	●						V	349	57.2	34	5	
Q7 4M Series SUV 3.0L TD PR 1LN, 1LP & 1ZT AWD		F	43014				●	●			V	375		36		
Q7 4M Series SUV 3.0L TD PR 2ED & 2EE AWD		R	2847E	●	●		●	●			V	330	36	22	5	DB1677, DB2229 <i>Check Application</i>
Q7 4M Series SUV 3.0L TD PR 1KQ, 1KU, 1kW, 1KD & 2EA AWD		R	3007E	●	●						V	350	36.4	28	5	

4WD & AWD Catalogue 2021

● = DBA Ranged Item

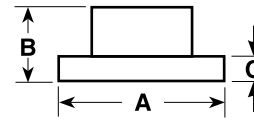
○ = Special Order Item

BLANK = Not Available



A = Diameter
B = Original Height
C = Original Thickness
D = No. of Bolt Holes

Model	Years	F/R	DBA No.	STREET STREET STREET 4000 4000 4000 5000 Solid/Vented								Dimensions (mm)				Pad No.	Pad Notes
				OED	T2	X	HD	T3	XS	T3	A	B	C	D			
Q8 F1 Series SUV 3.0L PR 1LN, 1LP, 1LK & 1ZT AWD	07/2018-on	F	43014				●	●				V	375		36		
Q8 F1 Series SUV 3.0L PR 1KQ, 1kW & 1KU AWD		R	3007E	●	●							V	350	36.4	28	5	



A = Diameter
B = Original Height
C = Original Thickness
D = No. of Bolt Holes

Model	Years	F/R	DBA No.	STREET STREET STREET 4000 4000 4000 5000 Solid/Vented							Dimensions (mm)				Pad No.	Pad Notes
				OED	T2	X	HD	T3	XS	T3	A	B	C	D		

X1 AWD / 4WD

X1 E84 Series SUV 2.0L TD & 3.0L <i>Check Specs</i> AWD	04/2010-09/2015	F	2886E	●	●					V	312	73.5	24	5	
		F	2860E	●	●					V	330	73.2	24	5	
		R	2861	●	●					V	300	66	20	5	
X1 F48 Series SUV 2.0L Turbo AWD	10/2015-on	F	3286E	●	●					V	330	45.2	24	5	
		R	3287E	●	●					V	300	50.6	20	5	
X1 F48 Series SUV 2.0L Turbo AWD	07/2019-on	F	3286E	●	●					V	330	45.2	24	5	
X1 F48 Series SUV 2.0L Turbo AWD M Sport		F	3554EL/ER							V	360	45.3	30	5	
X1 F48 Series SUV 2.0L Turbo AWD		R	3287E	●	●					V	300	50.6	20	5	

X2 AWD / 4WD

X2 F39 Series SUV 2.0L TD AWD	03/2018-on	F	3286E	●	●					V	330	45.2	24	5	
X2 F39 Series SUV 2.0L TD AWD M Sport		F	3554EL/ER							V	360	45.3	30	5	X
		R	3287E	●	●					V	300	50.6	20	5	

X3 AWD / 4WD

X3 E83 Series SUV 2.0L TD, 2.5L TD, 3.0 & 3.0L TD AWD	02/2003-02/2011	F	2876	●	●					V	325	62	25	5	
X3 E83 Series SUV 3.0L X/DRIVE 35D AWD		F	813	●	●					V	332	62	30	5	
X3 E83 Series SUV 2.0L TD, 2.5L TD, 3.0 & 3.0L TD AWD		R	2875	●	●					V	320	79.7	22	5	
X3 F25 Series SUV 2.0L TD, 3.0L TD Twin & 3.0L AWD	03/2011-11/2017	F	2884	●	●					V	328	73	28	5	
		R	2885	●	●					V	330	71	20	5	
X3 G01 Series SUV <i>Check Specs</i> AWD	11/2017-on	F	3416	●	●					V	330	66.2	24	5	
		F	3420E	●	●					V	348	66.2	30	5	
		F	3417EL/ER	●	●					V	348	66.2	36	5	
		R	3418EL/ER	●	●					V	330	64.2	20	5	
		R	3419E	●	●					V	345	64.2	24	5	

X4 AWD / 4WD

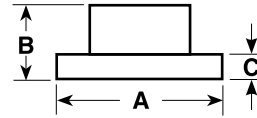
F26 Series 2.0L & 3.0L Turbo AWD	06/2014-04/2018	F	2884	●	●					V	328	73	28	5	
		R	2885	●	●					V	330	71	20	5	
		F	3416E	●	●					V	330	66.2	24	5	
		F	3417EL/ER	●	●					V	348	66.2	36	5	
		R	3418EL/ER	●	●					V	330	64.2	20	5	
		R	3419E	●	●					V	345	64.2	24	5	

X5 AWD / 4WD

X5 E53 Series SUV	01/2001-02/2007	F	813	●	●					V	332	62	30	5	
		R	814	●	●					S	324	80	12	5	
X5 E70 Series SUV <i>Check Specs</i> AWD	03/2007-09/2013	F	2874E	●	●					V	332	62	30	5	
		F	2864E	●	●					V	348	62	30	5	DB2006 <i>Check application</i>
		F	3116E	●	●					V	365	52.1	36	5	
		F	3262L/R	●	●					V	385	62	36	5	
		R	2865	●	●					V	320	78	20	5	
		R	2867	●	●					V	345	78	24	5	DB1694 <i>Check application</i>

4WD & AWD Catalogue 2021

- = DBA Ranged Item
- = Special Order Item
- BLANK = Not Available



A = Diameter
 B = Original Height
 C = Original Thickness
 D = No. of Bolt Holes

Model	Years	F/R	DBA No.	STREET STREET STREET 4000 4000 4000 5000 Solid/Vented								Dimensions (mm)				Pad No.	Pad Notes
				OED	T2	X	HD	T3	XS	T3	A	B	C	D			

X5 AWD / 4WD (Cont.)

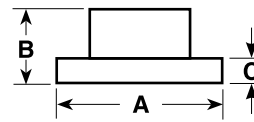
X5 F15 Series SUV <i>Check Specs</i> AWD	10/2013-11/2018	F	2874E	●	●							V	332	62	30	5		
		F	3262L/R	●	●								V	385	62	36	5	
		R	2865	●	●								V	320	78	20	5	DB1694 <i>Check application</i>
X5 F15 Series SUV <i>Check Specs</i> AWD	10/2013-11/2018	R	2867	●	●							V	345	78	24	5		
		R	3227E	●	●							V	385	78.2	24	5		
X5 G05 Series SUV <i>Check Specs</i> AWD	12/2018-on	F	3420E	●	●							V	348	66.2	30	5		
		F	3417EL/ER	●	●							V	348	66.2	36	5		
X5 G05 Series SUV <i>Check Specs</i> AWD M Sport Plain		F	3274EL/ER									V	395	66.2	36	5		
		R	3418EL/ER	●	●							V	330	64.2	20	5		

X6 AWD / 4WD

E71 Series 3.0L Turbo & 4.4L Twin Turbo AWD	07/2008-12/2014	F	2864E	●	●							V	348	62	30	5		
		F	3116E	●	●								V	365	52.1	36	5	
		F	3262L/R	●	●								V	385	62	36	5	
		R	2865	●	●								V	320	78	20	5	
		R	2867	●	●								V	345	78	24	5	
F16 Series 3.0L Turbo, 3.0L Twin Turbo & 4.4L Twin Turbo AWD	04/2015-07/2019	F	2874E	●	●							V	332	62	30	5		
		F	2864E	●	●							V	348	62	30	5		
		F	3262L/R	●	●								V	385	62	36	5	
		R	2865	●	●								V	320	78	20	5	
		R	2867	●	●								V	345	78	24	5	
G06 Series 3.0L Turbo & 4.4L Twin Turbo AWD	08/2019-on	F	3274EL/ER									V	395	66.2	36	5		

X7 AWD / 4WD

G07 Series 3.0L Twin & Quad Turbo / 4.4L Twin Turbo AWD	12/2018-on	F	3417EL/ER	●	●							V	348	66.2	36	5	
		F	3274EL/ER									V	395	66.2	36	5	
		R	3419E	●	●							V	345	64.2	24	5	



A = Diameter
B = Original Height
C = Original Thickness
D = No. of Bolt Holes

Model	Years	F/R	DBA No.	STREET STREET STREET 4000 4000 4000 5000 Solid/Vented								Dimensions (mm)				Pad No.	Pad Notes
				OED	T2	X	HD	T3	XS	T3	A	B	C	D			

CAPTIVA AWD (Korean Manufacture)

CG Series All AWD	2006-on	F	2040E	●	○							V	296	52	29	5	
		R	2041	●	○								V	303	72	20	5

Colorado (Thailand Manufacture)

RA Series 2.4L & 3.0L TD 4WD Non Hi-Ride – Coil Suspension	2002-2008	F	2839	●	●							V	256	40.1	26	6	
RC Series 3.0L TD & 3.6L 4WD Hi-Ride Suspension With Front Torson Bar	07/2008-05/2012	F	2840E	●	●	○	○	○	○			V	280	40.5	27	6	DB1468 or DB1841 <i>Alt Pad Fitment</i>
RG Series 2.8L & Z71 TD 4WD Reverse Mount	06/2012-2016	F	2060E	●	●	●	●	●	●			V	300	40.3	27	6	DB1841
RG Series 2.8L & Z71 TD 4WD External Slip-On Sealed Hub	2016-on	F	2079E	●								V	300	61	27	6	DB15000 <i>Hat Type Rotor</i>

Colorado 7 SUV 4WD (Thailand Manufacture)

RG Series 2.8L TD 4WD Reverse Mount	2013-2016	F	2060E	●	●	●	●	●	●			V	300	40.3	27	6	DB1841
RG Series 2.8L TD 4WD External Slip On Sealed Hub	2016-on	F	2079E	●								V	300	61	27	6	DB15000 <i>Hat Type Rotor</i>
RG Series 4WD All If Rear Rotor Is Fitted	2012-on	R	2061E	●	●		●	●	○			V	318	80.2	18	6	DB2368

SILVERADO 1500, 2500 & 3500 2WD / 4WD

1500 2WD / 4WD – JC4 V8 4WD	1999-2007	F	2000	●	○	○	○	○	○			V	305	61	29	6	
1500, 2500 & 3500 2WD / 4WD – JH6 Heavy Duty 4WD	1999-2010	F	2048	●	○	○	●	●	○			V	325	89.5	38	8	
1500 2WD / 4WD – JF3 & JF7 4WD	2007-on	F	2010	●	○	○	●	●	●			V	330	55.7	30	6	
2500 & 3500 2WD & 4WD – J95 & J96 6.6L TD V8 4WD	2011-2020	F	43428				●	●				V	355	102.3	40	8	
1500 2WD / 4WD – JC4 V8 4WD	1999-2007	R	2001	●	●	○	●	●				V	330	97	30	6	
1500 & 2500 2WD / 4WD – JH6 Heavy Duty 4WD	1999-2007	R	2049	●	○	●	●	●	○			V	330	85.6	29	8	
2500 & 3500 2WD/4WD – JH6 4WD	2001-2010	R	2051				●	●				V	330	91.5	29	8	
1500 2WD / 4WD – JF3 & JF7 4WD	2007-on	R	2011	●	○	○	●	○	○			V	345	85.3	20	6	
2500 & 3500 2WD & 4WD – J95 & J96 6.6L TD V8 4WD	2011-2020	R	43437				●	●				V	359.8	119.1	34	8	

SUBURBAN 1500 1/2 TON 4WD

1500 1/2 TON 4WD with 28.5mm Rear Discs 4WD	2000-on	F	2000	●	○	○	○	○	○			V	305	61	29	6	
1500 1/2 TON 4WD	2000-on	R	2001	●	●	○	●	●				V	330	97	30	6	
1500 1/2 TON 4WD 5.3L SUV 4WD – K1500 Chassis	2012-on	F	2010	●	○	○	●	●	●			V	330	55.7	30	6	
		R	2011	●	○	○	●	○	○			V	345	85.3	20	6	

SUBURBAN 2500 3/4 TON 2WD & 4WD

2500 3/4 TON 4WD – 2 Wheel Steer 4.63 & 4.84 – & Quadrasteer	2000-2005	F	2048	●	○	○	●	●	○			V	325	89.5	38	8	
		R	2049	●	○	●	●	●	○			V	330	85.6	29	8	

TAHOE 2WD & 4WD

TAHOE 2WD & 4WD – All Models	2000-2006	F	2000	●	○	○	○	○	○			V	305	61	29	6	
		R	2001	●	●	○	●	●				V	330	97	30	6	
TAHOE 2WD & 4WD – All Models	2008-2014	F	2010	●	○	○	●	●	●			V	330	55.7	30	6	
		R	2011	●	○	○	●	○	○			V	345	85.3	20	6	



DISC BRAKES AUSTRALIA

Compatible with:

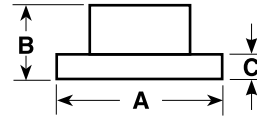
DAIHATSU

4WD & AWD Catalogue 2021

● = DBA Ranged Item

○ = Special Order Item

BLANK = Not Available



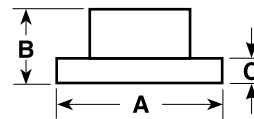
A = Diameter
B = Original Height
C = Original Thickness
D = No. of Bolt Holes

[<< RETURN to Contents](#)

Model	Years	F/R	DBA No.	STREET STREET STREET 4000 4000 4000 5000 Solid/Vented								Dimensions (mm)				Pad No.	Pad Notes
				OED	T2	X	HD	T3	XS	T3	A	B	C	D			
FEROZA 4WD																	
Feroza 310 Chassis Series	01/1994-01/1999	F	491	●	○							V	277	33	18	5	
TERIOS 4WD																	
J102 Series 1.3L	10/2000-12/2005	F	496	●	○							S	273	37.5	16	5	

4WD & AWD Catalogue 2021

- = DBA Ranged Item
- = Special Order Item
- BLANK = Not Available



A = Diameter
 B = Original Height
 C = Original Thickness
 D = No. of Bolt Holes

Model	Years	F/R	DBA No.	STREET OED	STREET T2	STREET X	4000 HD	4000 T3	4000 XS	5000 T3	Solid/Vented	Dimensions (mm)				Pad No.	Pad Notes		
												A	B	C	D				

NITRO 4WD

KA Series 3.7L	06/2007-06/2012	F	2424	●	○						V	302	64	28	5	DB2002	Check application	
		F	42534				●	○				V	332	64	28	5		
		R	2427	●	●							S	316	76.5	12	5	DB2003	Check application

RAM 1500 4WD

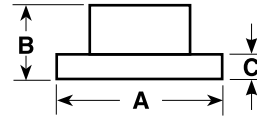
1500 Pick Up Regulator & Quad Cab – 2WD & 4WD	2002-2010	F	2442	●	○	○	●	●	○		V	336	68	28	5		
		R	2443	●	○	○	●	○	●		V	352	72	22	5		
1500 Pick Up DS 5.7L V8 – 4WD	2013-2018	F	2442	●	○	○	●	●	○		V	336	68	28	5		
		R	2443	●	○	○	●	○	●		V	352	72	22	5		
1500 Pick Up DT Gen 4 5.7L V8 – 4WD	2018-on	F	43266				●	●			V	378	67.5	30	6		
		R	43247				●	●			V	375	53	22	6		

RAM 2500 4WD

2500 Pick Up DJ 6.7L TD – 4WD	2013-2020	F	3706E	●	●						V	360	102.2	39	8		
		R	3697E	●	●						V	358	124.8	34	8		

RAM 3500 4WD

3500 Pick Up D2 6.7L TD – 4WD	2013-2020	F	3706E	●	●						V	360	102.2	39	8		
		R	3697E	●	●						V	358	124.8	34	8		



A = Diameter
B = Original Height
C = Original Thickness
D = No. of Bolt Holes

Model	Years	F/R	DBA No.	STREET	STREET	STREET	4000	4000	4000	5000	Solid/ Vented	Dimensions (mm)				Pad No.	Pad Notes			
				OED	T2	X	HD	T3	XS	T3					A	B	C	D		

COURIER / RAIDER 4WD

PC Series 2.6L 4WD INC. RAIDER	5/1987-1998	F	965	●	○						V	272	25	22	6		
PC & PD Series 4WD	1996-1999	F	959	●	○						V	274	28	28	6		
PE, PG & PH Series <i>Check Diameter</i>	11/1998-2011	F	958	●	●						V	255.5	24	24	6	DB1366, DB1681	<i>Alt Pad fitment</i>
PE, PG & PH Series 2.6L 4WD – Inc. South Africa		F	964	●	○						V	275	24	24	6	DB1366, DB1681	<i>Alt Pad fitment</i>
PE, PG & PH Series 2.6L 4WD – Inc. South Africa		F	2952E	●	●	○	●	●	○		V	288.5	70.5	28	6	DB1366, DB1681	<i>Alt Pad fitment</i>

ENDURA AWD

CA Series 2.0L Turbo	11/2018-on	F	3760E								V	345	52.4	32	5		
----------------------	------------	---	-------	--	--	--	--	--	--	--	---	-----	------	----	---	--	--

ESCAPE 4WD

BA, ZA & ZB Series XLS 2.0L, XLS, XLT 3.0L	2000-2005	F	957	●	○	○					V	278	47	24	5		
ZC & ZD Series 2.3L 4 Cyl, 3.0L V6	2006-2012	F	2560	●	○	○	●	○	○		V	302.7	47.2	26	5		
		R	2561	●	○	○					S	302	56.1	12	5		
ZG Series 1.5L x 134kW & 2.0L Turbo	12/2016-on	F	2120	●	●	○	●	●	○	○	V	320	48.6	25	5		
ZG Series All Mechanical H/Brake		R	2169E	●	○						S	280	51	11	5	DB1763	<i>Check application</i>

EVEREST 4WD

UA Series 3.0L 4X4	07/2015-on	F	2137E	●	○	○	●	●	○		V	332	59	32	6	DB2379	
		R	2147E	●	○	○	●	●	○		S	332	72.1	15.6	6	DB2411	

F150 4WD

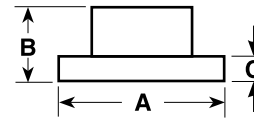
F150 6 Holes	2010-2014	F	42790	●	●		●	●			V	350	49	34	6		
Base Payload 6 Holes	2005-2013	R	42791	●	●		●	●			V	348	87.12	20	6		
F150 7 Holes with Heavy Duty Payload	2012-2014	F	42792	●	●		●	●			V	350	49	34	7		
7 Holes with Heavy Duty Payload	2004-2010	R	42793	●	●		●	●			V	348	87.12	20	7		
F150 SVT Raptor Base Payload 6 Holes	2010-2014	F	42790				●	●			V	350	49	34	6		
Base Payload 6 Holes	2010-2014	R	42791				●	●			V	348	87.12	20	6		
Heavy Duty Payload 7 Holes	2010-2014	F	42792				●	●			V	350	49	34	7		
Heavy Duty Payload 7 Holes	2010-2014	R	42793				●	●			V	348	87.12	20	7		
F150 3.5L V6 Twin Turbo & 5.0L 6 Holes	2015-2018	F	42790				●	●			V	350	49	34	6		
Mechanical Hand Brake	2015-2018	R	3653E	●	●						V	348.2	79.6	25	6		

F250 4WD

RM & RN Series 5.4 & 7.3L TD 4WD	7/2001-2004	F	798	●	●		●	○			V	331	99.5	38	8		
RM & RN Series & Super Duty 8 Holes	2005-2012	F	42798	●	●		●	●			V	347	100	38	8		
RM & RN Series & Super Duty 8 Holes with Duel Rear	2005-2012	F	42159	●	○		●	●			V	347	100	38	8		
RM & RN Series & Super Duty 8 Holes	2005-2012	F	42178				●	●			V	363	100	38	8		
RM & RN Series & Super Duty 10 Holes	2005-2010	F	42155				●	●			V	369	99.01	39	10		
RM & RN Series & Super Duty 8 Holes	2005-2012	R	42799				○	○			V	340	126	34	8		
RM & RN Series & Super Duty 8 Holes with Duel Rear	2005-2012	R	2167	●	○						V	340	125	34	8		
Electric Hand Brake	2015 - 2018	R	3323E								V	336	45	24	6		

4WD & AWD Catalogue 2021

- = DBA Ranged Item
- = Special Order Item
- BLANK = Not Available



A = Diameter
 B = Original Height
 C = Original Thickness
 D = No. of Bolt Holes

Model	Years	F/R	DBA No.	STREET STREET STREET 4000 4000 4000 5000 Solid/Vented								Dimensions (mm)				Pad No.	Pad Notes
				OED	T2	X	HD	T3	XS	T3	A	B	C	D			

F350 4WD

7.3L Super Duty 4 Wheel ABS	7/2001-2004	F	798	●	●		●					V	331	99.5	38	8	
7.3L with Dual Rear Wheel	7/2001-2004	R	799	●	●		●	●				V	326	113	30	8	
RM & RN Series & Super Duty 8 Holes	2005-2012	F	42798				●	●				V	347	100	38	8	
RM & RN Series & Super Duty 8 Holes with Duel Rear	2007-2012	F	42159				●	●				V	347	100	38	8	
RM & RN Series & Super Duty 8 Holes	2005-2012	F	42178				●	●				V	363	100	38	8	
RM & RN Series & Super Duty 10 Holes	2005-2010	F	42155				●	●				V	369	99.01	39	10	
RM & RN Series & Super Duty 8 Holes	2005-2012	R	42799				●	●				V	340	126	34	8	
RM & RN Series & Super Duty 8 Holes	2005-2012	R	42179				●	●				V	363	126.1	38	8	
RM & RN Series & Super Duty 8 Holes with Duel Rear	2007-2012	R	2167	●	○							V	340	125	34	8	

F450 4WD

Super Duty 8 Holes	2008-2012	F	42798				●	●				V	347	100	38	8	
		R	42799				●	●				V	340	126	34	8	
Super Duty 10 Holes	2005-2010	R	42157				●	●				V	390	124	39	10	

F550 4WD

Super Duty 8 Holes	2005-on	F	42798				●	●				V	347	100	38	8	
Super Duty 10 Holes		F	42155				●	●				V	369	99.01	39	10	
Super Duty 10 Holes		R	42157				●	●				V	390	124	39	10	

KUGA 4WD

TE Series 2.5 DURATEC – AWD	02/2012-02/2013	F	2380E	●	●							V	300	48.5	25	5	DB1679
		R	2129E	●	●	○	●	●	○			S	302	51	11	5	DB1763 <i>Check application</i>
TF Series 1.5L, 1.6 Turbo & 2.0L TD AWD	2013-2016	F	2120	●	●	●	●	●	○			V	320	48.6	25	5	DB1679 <i>Check application</i>
TF Series Mechanical H/Brake AWD		R	2169E	●	○							S	280	51	11	5	DB1763 <i>Check application</i>
TF Series Electric Hand Brake AWD		R	2639E	●	●							S	316	51	11	5	DB1763 <i>Check application</i>

MAVERICK 4WD

GY, KY & DA Series 4WD	1988-1993	F	329	●	●	○	●	●	○			V	294	30	20	6	
GY, KY & DA Series Optional Rear Disc 4WD		R	622	●	●	●	●	●	○			V	315	80	18	6	DB1148

RANGER 4WD

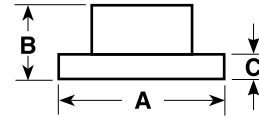
PJ-PK Series 3.0L TD <i>Check Diameter 4WD</i>	00/2007-08/2011	F	958	●	●							V	255.5	24	24	6	DB1366, DB1681 <i>Alt Pad fitment</i>	
PJ-PK Series 3.0L TD <i>Check Diameter 4WD</i>		F	2952E	●	●	○	●	●	○				V	288.5	70.5	28	6	DB1366, DB1681 <i>Alt Pad fitment</i>
PX Series MK1, MK2 & MK3 – Including Wildtrack – 4WD	09/2011-2020	F	2132E	●	●	○	●	●	●			V	301.5	60.7	32	6	DB2074	
PX Series 2.0L Twin Turbo Raptor 4WD		F	2137E	●	○	●	●	●	○				V	332	59	32	6	DB2379
PX Series 2.0L Twin Turbo Raptor 4WD		R	3109E				●	●					V	332	80.7	24	6	

4WD & AWD Catalogue 2021

● = DBA Ranged Item

○ = Special Order Item

BLANK = Not Available



A = Diameter
B = Original Height
C = Original Thickness
D = No. of Bolt Holes

Model	Years	F/R	DBA No.	STREET STREET STREET 4000 4000 4000 5000 Solid/Vented							Dimensions (mm)				Pad No.	Pad Notes	
				OED	T2	X	HD	T3	XS	T3	A	B	C	D			
SX, SY SZ Series 2.7L TD & 4.0L TX, TS, GHIA – AWD	6/2004-10/2016	F	2107E	●	●	●	●	●	●		V	322	68	28	5	DB1473	PBR Caliper
SY Series 4.0L Petrol Turbo AWD	7/2006-04/2011	F	2105E	●	○		●	●	○		V	340	45.4	32	5	DB7599	PBR Caliper
SY Series F6X Models Brembo AWD	02/2008-04/2011	F	42102				●	●	●	●	V	355	50.5	32	5	DB1845	
SX, SY SZ Series 2.7L TD & 4.0L TX, TS, GHIA – AWD	6/2004-10/2016	R	2108E	●	●	●	●	●	●		V	328	59	26	5	DB1675	PBR Caliper

TERRITORY 4WD



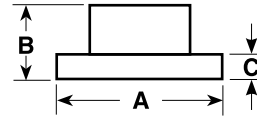
DISC BRAKES AUSTRALIA

Compatible with:

GREAT WALL

4WD & AWD Catalogue 2021

- = DBA Ranged Item
- = Special Order Item
- BLANK = Not Available



A = Diameter
 B = Original Height
 C = Original Thickness
 D = No. of Bolt Holes

<< RETURN to Contents

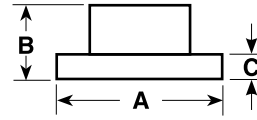
Model	Years	F/R	DBA No.	STREET OED	STREET T2	STREET X	4000 HD	4000 T3	4000 XS	5000 T3	Solid/Vented	Dimensions (mm)				Pad No.	Pad Notes		
												A	B	C	D				

V200, V240, X200 & X240 4WD

K2 Series – 4WD	06/2009-2016	F	2290E								V	280	36	26	6	
CC Series X200 & X240 – 4WD	06/2009-2016	R	2291E								S	313	80.2	18	6	

4WD & AWD Catalogue 2021

- = DBA Ranged Item
- = Special Order Item
- BLANK = Not Available

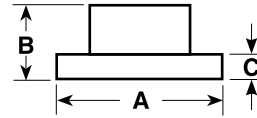


A = Diameter
 B = Original Height
 C = Original Thickness
 D = No. of Bolt Holes

Model	Years	F/R	DBA No.	STREET STREET STREET 4000 4000 4000 5000 Solid/Vented							Dimensions (mm)				Pad No.	Pad Notes
				OED	T2	X	HD	T3	XS	T3	A	B	C	D		
ACADIA 4WD																
AC Series 3.7L V6 4WD	08/2018-on	F	3300E	●	○		●	●			V	321	60	30	6	DB8396
		R	3301E	●	○						V	315	48.1	23	6	DB9105
ADVENTRA 4WD																
VY & VZ Series V6 & V8 - 4WD	2004-12/2006	F	2050E	●	●	○	●	●	○		V	302	45	28	5	DB1331 <i>PBR caliper</i>
		R	041E	●	●	●	●	●	●		S	286	78.6	16	5	DB1332 <i>PBR caliper</i>
CAPTIVA AWD																
CG Series All AWD	2006-on	F	2040E	●	○						V	296	52	29	5	
		R	2041	●	○						V	303	72	20	5	
COLORADO 4WD																
RC Series 3.0L TD & 3.6L 4WD <i>Hi-Ride Suspension Front Torsion Bar</i>	07/2008-05/2012	F	2840E	●	●	○	○	○	○		V	280	40.5	27	6	DB1468, DB1841 <i>Alt Pad fitment</i>
RG Series 2.8 & Z71 TD 4WD <i>Reverse Mount</i>	06/2012-2016	F	2060E	●	●	●	●	●	●		V	300	40.3	27	6	DB1841
RG Series 2.8 & Z71 TD 4WD <i>External Slip On Sealed Hub</i>	2016-on	F	2079E	●							V	300	61	27	6	DB15000 <i>Hat Type Rotor</i>
COLORADO 7 4WD																
RG Series 2.8L TD 4WD <i>Reverse Mount</i>	2013-2016	F	2060E	●	●	●	●	●	●		V	300	40.3	27	6	DB1841
RG Series 2.8L TD 4WD <i>External Slip On Sealed Hub</i>	2016-on	F	2079E	●							V	300	61	27	6	DB15000 <i>Hat Type Rotor</i>
RG Series 4WD <i>All If Rear Rotor Is Fitted</i>	2012-on	R	2061E	●			●	●	○		V	318	80.2	18	6	DB2368
CREWMAN & ONE TONNER 4WD																
VZ & VY Cross 6 / Cross 8 AWD / 4WD <i>Check Specs</i>	04/2005-07/2006	F	040E	●	●	●	●	●	●	●	V	296	83	28	5	DB1331 <i>PBR caliper</i>
VZ & VY Cross 6 / Cross 8 AWD / 4WD <i>Check Specs</i>		F	2050E	●	●	○	●	●	○		V	302	45	28	5	DB1331 <i>PBR caliper</i>
VZ & VY Cross 6 / Cross 8 AWD / 4WD All		R	041E	●	●	●	●	●	●		S	286	78.6	16	5	DB1332 <i>PBR caliper</i>
EQUINOX AWD / 4WD																
EQ Series 1.5 & 2.0L TD AWD / 4WD	09/2017-on	F	3302E	●	●						V	321	45.5	28	5	
		R	3303E	●	●						S	288	46	12	5	
FONTERA 4WD																
UT Series 2.0L with & without ABS 4WD	10/1995-6/1999	F	840	●	●						V	280	36	26	6	
MX Series 2.2 & 3.2L V6 4WD	2/1999-06/2004	F	840	●	●						V	280	36	26	6	
		R	841	●	○		●	○	○		V	313	81	18	6	
JACKAROO / TROOPER – ISUZU (GM) 4WD																
Chassis UBS17& 55	07/1988-03/1992	F	033	●	●						V	257	36	22	6	
L2, L5 & U8 Series / Chassis UBS25, 26, 69 & 73 Inc. Monterey 4WD	04/1992-09/2004	F	840	●	●						V	280	36	26	6	
		R	841	●	○		●	○	○		V	313	81	18	6	

4WD & AWD Catalogue 2021

- = DBA Ranged Item
- = Special Order Item
- BLANK = Not Available



A = Diameter
 B = Original Height
 C = Original Thickness
 D = No. of Bolt Holes

Model	Years	F/R	DBA No.	STREET OED	STREET T2	STREET X	4000 HD	4000 T3	4000 XS	5000 T3	Solid/Vented	Dimensions (mm)				Pad No.	Pad Notes		
												A	B	C	D				

RODEO 4WD

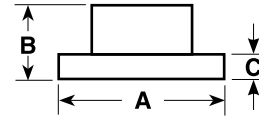
TF Series TFS17, 54, 55 & 77 2.5L, 2.8 & 3.0L TD / 2.6L Petrol 4WD	07/1988-02/2003	F	033	●	●						V	257	36	22	6	
TF Series R7 & R9 – 3.2L V6 4WD	02/1998-02/2003	F	840	●	●						V	280	36	26	6	
RA Series 2.4L, 3.0L TD & 3.5L V6 Petrol Coil Non-Hi-Ride 4WD	11/2002-10/2008	F	2839	●	●						V	256	40.1	26	6	DB1468, DB1841 <i>Alt Pad fitment</i>
		F	2840E	●	●	○	○	○	○		V	280	40.5	27	6	DB1468, DB1841 <i>Alt Pad fitment</i>

TRAILBLAZER 4WD

RG Series 2.8L – External Slip On Hat Type – 4WD	10/2016-on	F	2079E	●	○						V	300	61	27	6	DB15000 <i>Hat Type Rotor</i>
		R	2061E	●	○		●	●	○		V	318	80.2	18	6	DB2368

4WD & AWD Catalogue 2021

- = DBA Ranged Item
- = Special Order Item
- BLANK = Not Available



- A = Diameter
- B = Original Height
- C = Original Thickness
- D = No. of Bolt Holes

Model	Years	F/R	DBA No.	STREET STREET STREET 4000 4000 4000 5000 Solid/Vented							Dimensions (mm)				Pad No.	Pad Notes
				OED	T2	X	HD	T3	XS	T3	A	B	C	D		

CR-V 4WD / AWD

RD Series Chassis – RD1 4WD 2.0L	10/1995-12/2001	F	478	●	●	○	●	●	○		V	282	47	23	5	
		R	2509	●	○						S	282	55	9	5	
RD Series Chassis – RD5 4WD 2.0L	2002-08/2004	F	488	●	●	○	●	●	○		V	282	47	23	5	
		R	2611	●	○						S	302	60.8	10	5	
RD Series Chassis – RD7 4WD 2.4L	12/2001-2005	F	488	●	●	○	●	●	○		V	282	47	23	5	
		R	2509	●	○						S	282	55	9	5	
RD Series Chassis – RD7 4WD 2.4L	2005-01/2007	F	2500	●	●	○	●	●	○	○	V	300	47.5	25	5	
		R	2543E	●	●						S	305	61.5	9	5	
RE Series Chassis – RE4 4WD 2.4L	10/2006-10/2012	F	2610	●	●						V	296	47.2	28	5	
		R	2543E	●	●						S	305	61.5	9	5	
RM Series Chassis – RE6 4WD 1.6 & 2.2L TD	09/2015-01/2016	F	2618E	●	○						V	315	47.2	28	5	
		R	2543E	●	●						S	305	61.5	9	5	
RM Series Chassis – RM4 4WD 2.4L	11/2012-06/2017	F	2610	●	●						V	296	47.2	28	5	
		R	2543E	●	●						S	305	61.5	9	5	
RW Series Chassis – RW1,2 & 3 FWD / AWD	06/2017-on	F	2624E	●	●						V	315	47.3	28	5	
		R	2625E	●	●						S	310	38.9	10	5	

MDX 4WD / AWD

YD Series 3.5L 4WD / AWD	04/2003-04/2007	F	2510E	●	●	○	●	●	○	●	V	300	47.2	28	5	DB1333 <i>Check application</i>
		R	3019E	●							S	313	56	11	5	

HR-V 4WD

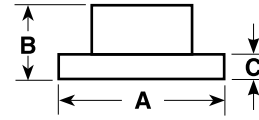
GH Series Chassis – GH2 1.6L 4WD	09/1998-07/2002	F	478	●	●	○	●	●	○		V	282	47	23	5	
----------------------------------	-----------------	---	-----	---	---	---	---	---	---	--	---	-----	----	----	---	--

4WD & AWD Catalogue 2021

● = DBA Ranged Item

○ = Special Order Item

BLANK = Not Available

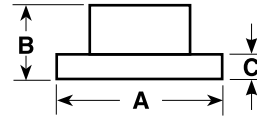


A = Diameter
B = Original Height
C = Original Thickness
D = No. of Bolt Holes

Model	Years	F/R	DBA No.	STREET STREET STREET 4000 4000 4000 5000 Solid/Vented								Dimensions (mm)				Pad No.	Pad Notes
				OED	T2	X	HD	T3	XS	T3	A	B	C	D			
HUMMER 4WD																	
H2 Series 6.0L & 6.2L 4WD	2002-2009	F	2048	●	○	○	●	●	○		V	325	89.5	38	8		
		R	2049	●	○	○	●	●	○		V	330	85.6	29	8		
H3 Series 3.5L, 3.7 & 5.3L V8 4WD	10/2007-06/2010	F	2054	●	○						V	315	70.4	28	6		
		R	2055	●	○						S	312	67.9	12	6		

4WD & AWD Catalogue 2021

- = DBA Ranged Item
- = Special Order Item
- BLANK = Not Available

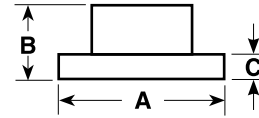


A = Diameter
 B = Original Height
 C = Original Thickness
 D = No. of Bolt Holes

Model	Years	F/R	DBA No.	STREET	STREET	STREET	4000	4000	4000	5000	Solid/ Vented	Dimensions (mm)				Pad No.	Pad Notes
				OED	T2	X	HD	T3	XS	T3		A	B	C	D		
IX35 4WD / AWD																	
LM Series 2.0L TD & 2.4L Petrol AWD	02/2010-06/2015	F	2456E	●	●	○	●	●	○		V	300	47.5	28	5		
		R	465	●	○						S	284	61	10	5		
KONA 4WD / AWD																	
OS Series 1.6L Turbo AWD	09/2017-on	F	2490E	●	○						V	305	47	25	5		
		R	3335E	●	○						S	284	32.2	10	5		
SANTA FE 4WD / AWD																	
DM Series 2.2L TD & 2.4L AWD	09/2012-06/2018	F	2474E	●	○						V	320	49.1	28	5		
DM Series 2.4L SR Sports with Brembo AWD		F	2482E	●	○		●	●	●		V	340	49.5	28.5	5		
DM Series 2.2L TD & 2.4L AWD		R	2475	●	○						S	302	71.4	11	5		
DM Series 2.4L SR Sports with Brembo AWD		R	2483E	●	○		●		○		V	302	71.5	22	5		
TM Series 2.2L TD, 2.4 & 3.5L Petrol AWD	06/2018-on	F	3656E	●	●						V	320	49.7	29	5		
		R	3657E	●	●						S	305	33.7	11	5		
TERRACAN 4WD / AWD																	
HP Series 3.0L TD & 3.5L Petrol 4WD / AWD	12/2003-01/2007	F	2454	●	○						V	303	43	28	6		
		R	467	●							V	315	86.5	20	6		
TUCSON 4WD / AWD																	
T & TLE Series 1.6L, 2.0L TD & 2.7L AWD	07/2015-on	F	2490E	●	○						V	305	47	25	5		
		R	2491E	●	○						S	302	31	10	5		
		R	2492E	●	○						S	302	54.5	10	5		

4WD & AWD Catalogue 2021

- = DBA Ranged Item
- = Special Order Item
- BLANK = Not Available



A = Diameter
 B = Original Height
 C = Original Thickness
 D = No. of Bolt Holes

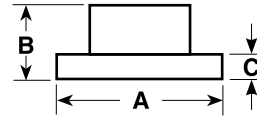
Model	Years	F/R	DBA No.	STREET STREET STREET 4000 4000 4000 5000 Solid/Vented							Dimensions (mm)				Pad No.	Pad Notes
				OED	T2	X	HD	T3	XS	T3	A	B	C	D		

D-MAX 4WD

TFS Series Non-Hi-Ride Suspension Coil Front 4WD	2008-on	F	2839	●	●						V	256	40.1	26	6	DB1468, DB1841	<i>Alt Pad fitment</i>
		F	2840E	●	●	○	○	○	○		V	280	40.5	27	6	DB1468, DB1841	<i>Alt Pad fitment</i>
TFS Series Hi-Ride Suspension Torsion Bar 4WD	2012-on	F	2060E	●	●	●	●	●	●		V	300	40.3	27	6	DB1841	
		R	2061E	●			●	○	○		V	318	80.2	18	6	DB2368	

MU-X 4WD

UCS Series 3.0L TD 4WD	11/2013-on	F	2060E	●	●	●	●	●	●		V	300	40.3	27	6	DB1841	
		R	2061E	●			●	○	○		V	318	80.2	18	6	DB2368	

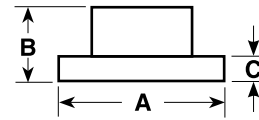


A = Diameter
B = Original Height
C = Original Thickness
D = No. of Bolt Holes

Model	Years	F/R	DBA No.	STREET	STREET	STREET	4000	4000	4000	5000	Solid/Vented	Dimensions (mm)				Pad No.	Pad Notes	
				OED	T2	X	HD	T3	XS	T3		A	B	C	D			
JEEP 4WD																		
KK Series 2.8L TD & 3.7L 4WD	2008-04/2013	F	2424	●	○	○					V	302	64	28	5			
KK Series 2.8L TD & 3.7L Heavy Duty 4WD	2008-04/2013	F	42534				●	○			V	332	64	28	5			
		R	2427	●	●	○					S	316	76.5	12	5			
KL Series 2.0L TD & 3.3L Petrol 4WD	2014-on	F	2298	●	●						V	330	40	28	5			
		R	2631E	●	●						S	320	33.2	12	5			
KL Series 2.4L Sports 4WD	06/2014-on	F	2298	●	●						V	330	40	28	5			
		R	3203E	●	●						S	278	33.2	12	5			
XH Series 3.0L TD V6, 4.7 & 5.7L V8 4WD	05/2006-03/2010	F	2530E	●	●	●	●	●	●		V	328	53	30	5			
		R	2531	●	○	○	○	●	○		S	320	67	14	5			
MK Series 2.0L TD & 2.4L 4WD	03/2007-01/2017	F	2422	●	●	●					V	294	45.5	26	5			
		R	2209	●	●	●					S	262	60.3	10	5	DB1464		
		R	2425	●	●	○						S	302	60.3	10	5	DB1464	
M6 Series 2.0L TD & 2.4L Petrol BR3 4WD	12/2017-on	F	3664E	●	○						V	305	39.7	28	5			
		R	3661E	●	○						S	278	43.2	12	5			
WH Series 3.0L TD V6, 3.7L V6, 4.7L V8 & 5.7L V8 4WD	2005-01/2011	F	2530E	●	●	●	●	●	●		V	328	53	30	5			
WH Series 3.0L TD V6, 3.7L V6, 4.7L V8 & 5.7L V8 4WD	2005-01/2011	F	42634				●	●	○		V	330	55	32	5	DB2216		
		F	2635	●	○	○	●	●	●	●	V	350	55	32	5	DB2216		
		R	2531	●	○	○	○	●	○		S	320	67	14	5			
WH Series 6.0L V8 SRT8 4WD	08/2006-01/2011	F	42532	○	●	○	●	●	●	●	V	360	53.5	32	5	DB2259	Brembo Caliper	
		R	2533	●	●	○	●	●	●		S	350	68.5	28	5	DB2260	Brembo Caliper	
WK Series 3.0L TD, 3.6L V6, 5.6L V8 17 Inch Rim 4WD	07/2011-02/2017	F	42634				●	●	○		V	330	55	32	5	DB2216		
		F	2635	●	○	○	●	●	●	●	V	350	55	32	5	DB2216		
		R	2636	●	○		●	●			S	330	64	14	5	DB2217		
		R	42637	●	●	○	●	●			V	330	64	22	5	DB2217		
WK Series 6.5L SRT 4WD	10/2012-08/2019	F	2632	●	●	○	●	●	●	●	V	380	54.5	34	5	DB2375		
WK Series 3.0L TD V6, 3.6L V6 – BR2, BR3 & X84 – 4WD	02/2017-08/2019	F	2635	●	○	○	●	●	●	●	V	350	55	32	5	DB2216		
		R	3201E	●	●						V	330	67.7	22	5	DB2217		
WK Series 6.5L SRT 4WD	10/2012-08/2019	R	2633	●	●	●	●	●	●		S	350	64	28	5	DB8805		
MK Series 2.0L TD & 2.4L 4WD	2007-12/2017	F	2422	●	●	●					V	294	45.5	26	5			
		R	2209	●	●	●					S	262	60.3	10	5	DB1464	Check application	
		R	2425	●	●	○					S	302	60.3	10	5	DB1464	Check application	
		R	2427	●	●	○					S	302	60.3	10	5			

4WD & AWD Catalogue 2021

- = DBA Ranged Item
- = Special Order Item
- BLANK = Not Available



A = Diameter
 B = Original Height
 C = Original Thickness
 D = No. of Bolt Holes

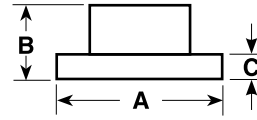
Model	Years	F/R	DBA No.	STREET OED	STREET T2	STREET X	4000 HD	4000 T3	4000 XS	5000 T3	Solid/Vented	Dimensions (mm)				Pad No.	Pad Notes		
												A	B	C	D				

JEEP 4WD

TJ Series 4.0L with OE Composite Disc 4WD	1990-1999	F	096	●	○	○	●	●	●		V	280	81	24	5	
TJ Series 4.0L with OE Full Cast Disc Inc. Rubicon 4WD	1999-2007	F	888	●	●	●	●	●	●		V	280	78	24.5	5	
TJ Series 4.0L with OE Full Cast Disc Inc Rubicon 4WD		F	4888	●	●	●	●	●	●		V	280	78	24.5	5	
TJ Series 4.0L <i>Check Specs</i> 4WD	1999-2007	R	2535	●	○	○	●	●	●		S	285	59.6	12	5	
TJ Series 4.0L <i>Check Specs</i> 4WD		R	2537	●	●	●	●	●	●		S	316	76.7	12	5	
JK Series 2.8L TD & 3.8L plus Rubicon – BRW – 4WD	03/2007-04/2018	F	2536	●	●	●	●	●	●		V	302	55.4	28	5	
		F	2630	●	●	○	●	●	○		V	332	55.5	28	5	
		R	2537	●	●	●	●	●	●		S	316	76.7	12	5	
JL Series 3.6L – X84 / BR2 – 4WD	05/2018-on	F	3212E	●	●						V	330	55.7	28	5	
		R	3207E	●	●						S	342	76.5	14	5	

4WD & AWD Catalogue 2021

- = DBA Ranged Item
- = Special Order Item
- BLANK = Not Available



A = Diameter
B = Original Height
C = Original Thickness
D = No. of Bolt Holes

Model	Years	F/R	DBA No.	STREET STREET STREET 4000 4000 4000 5000 Solid/Vented							Dimensions (mm)				Pad No.	Pad Notes
				OED	T2	X	HD	T3	XS	T3	A	B	C	D		

SELTOS AWD / 4WD

SELTOS 1.6L Turbo SUV AWD / 4WD	10/2019-on	F	2490E	●	○						V	305	47	25	5	
		R	3335E	●	●							S	284	32.4	10	5

SORENTO AWD / 4WD

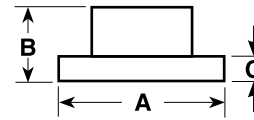
BL Series 2.5L TD, 3.4L, 3.5L & 3.8L SUV AWD / 4WD	08/2007-09/2009	F	2898	●	○	○					V	302	54	28	5	
		R	2899	●	○						V	315	87.5	20	5	
		R	2493E	●	●						V	315	78.5	20	5	
XM Series 2.2L TD <i>Check Specs</i> AWD / 4WD	10/2009-05/2015	F	2462	●	○						V	298	49.5	28	5	
		R	2474E	●	○						V	320	49	28	5	
XM Series 2.2L TD <i>Check Specs</i> AWD / 4WD		R	2475	●	○						S	302	71.4	11	5	
		F	2474E	●	○						V	320	49	28	5	
UM Series 2.2L TD AWD / 4WD	06/2015-on	F	2474E	●	○						V	320	49	28	5	
		R	2499E	●	○						S	305	71.4	11	5	

SPORTAGE AWD / 4WD

JA Series 2.0L SUV 4WD	12/1996-06/2004	F	876	●	○						V	284	51	24	5	
KM Series 2.7L SUV 4WD	04/2005-08/2009	F	2464E	●	●	○					V	280	47	26	5	
		R	465	●	○						S	284	61	10	5	
SL Series 2.0L TD & 2.4L SUV AWD / 4WD	05/2010-01/2016	F	2456E	●	●	○	●	●	○		V	300	47.5	28	5	
		R	465	●	○						S	284	61	10	5	
QL Series 2.0L TD & 2.4L SUV AWD / 4WD	01/2016-2018	F	2490E	●	○						V	305	47	25	5	
QL Series 2.0L TD & 2.4L SUV <i>Check Height</i> AWD / 4WD		R	2491E	●	○						S	302	31	10	5	
QL Series 2.0L TD & 2.4L SUV <i>Check Height</i> AWD / 4WD		R	2492E	●	○						S	302	54.5	10	5	

Compatible with:

LAND ROVER / RANGE ROVER



A = Diameter
B = Original Height
C = Original Thickness
D = No. of Bolt Holes

Model	Years	F/R	DBA No.	STREET STREET STREET 4000 4000 4000 5000 Solid/Vented							Dimensions (mm)				Pad No.	Pad Notes
				OED	T2	X	HD	T3	XS	T3	A	B	C	D		

110 & Defender 4WD

110 Series 4WD	1987-2007	F	087	●	○	○	○	○	○	●	S	298	70	14	5	
		R	87	●	○	○	○	○	○	●	S	298	70	14	5	
Defender Series 90 L316 Chassis Solid Type 4WD	1994-08/2016	F	087	●	○	○	○	○	○	●	S	298	70	14	5	
Defender Series 90 L316 Chassis Vented Type 4WD		F	086	●	●		●	●	○		V	298	70	24	5	
Defender Series 90 L316 Chassis All 4WD		R	088	●	○						S	290	61	12.7	5	
Defender Series 110 & 130 L316 Chassis Solid Type 4WD	1992-08/2016	F	087	●	○	○	○	○	○	●	S	298	70	14	5	
Defender Series 110 & 130 L316 Chassis Vented Type 4WD		F	086	●	●		●	●	○		V	298	70	24	5	
Defender Series 110 & 130 L316 Chassis <i>Check Diameter</i> 4WD		R	088	●	○						S	290	61	12.7	5	
Defender Series 110 & 130 L316 Chassis <i>Check Diameter</i> 4WD		R	549	●	●	○	●	○	●		S	298	59	14	5	

DISCOVERY 1 [LJ] 4WD

Series1 / LJ Chassis Solid Type 4WD	1991-03/1999	F	087	●	○	○	○	○	○	●	S	298	70	14	5	
Series1 / LJ Chassis Vented Type 4WD		F	086	●	●		●	●	○		V	298	70	24	5	
Series1 / LJ Chassis All 4WD		R	088	●	○						S	290	61	12.7	5	

DISCOVERY 2 [LT] 4WD

Series 2 / L318 Chassis 4WD	1998-03/2005	F	528	●	●	○	●	●	●		V	297	91.5	25	5	
Series 2 / L318 Chassis 4WD		R	093	●	●	○	●	●	●		S	304	62.7	12.6	5	DB1397, DB1781 <i>Alt Pad fitment</i>

DISCOVERY 3 [LM] 4WD

Series 3 / L319 Chassis 2.7L TD V6 & 4.0L 4WD	04/2005-12/2009	F	2090	●	●	○	●	●	●		V	317	62.2	30	5	
		R	2091	●	●	○	○	●	○		V	325	59.6	20	5	DB1781 <i>Lucas Caliper</i>
Series 3 / L319 Chassis 4.4L V8 4WD	04/2005-12/2009	F	2094	●	○	○	○	○	○		V	337.5	62.2	30	5	DB2073 <i>TRW Caliper</i>
		R	2095	●	●	○	○	○	○		V	350	59.6	20	5	DB1781 <i>Lucas Caliper</i>

DISCOVERY 4 [L319] 4WD

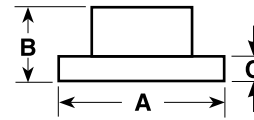
Series 4 / L319 Chassis 2.7L TD V6 4WD	09/2009-11/2012	F	2090	●	●	○	●	●	●		V	317	62.2	30	5	DB2073 <i>TRW Caliper</i>
		R	2091	●	●	○	○	●	○		V	325	59.6	20	5	DB1781 <i>Lucas Caliper</i>
Series 4 / L319 Chassis 3.0L TD V6 & 5.0L V8 – to AA222221 – 4WD	09/2009-07/2017	F	2096	●	●	○	●	●	●		V	360	62.2	30	5	DB2073 <i>TRW Caliper</i>
		R	2095	●	●	○	○	○	○		V	350	59.6	20	5	DB1781 <i>Lucas Caliper</i>

DISCOVERY 5 [L462] 4WD

Series 5 / L462 Chassis – to HA999999 – 4WD	2017-on	F	2096	●	●	○	●	●	●		V	360	62.2	30	5	
Series 5 / L462 Chassis – from JA000001 – 19 Inch Rim 4WD		R	2628E	●	●						V	350	48.9	25	5	
Series 5 / L462 Chassis – from JA000001 – 20 Inch Rim 4WD		R	3091E	●	●		●	○	○		V	365	49	25	5	

Compatible with:

LAND ROVER / RANGE ROVER



A = Diameter
B = Original Height
C = Original Thickness
D = No. of Bolt Holes

Model	Years	F/R	DBA No.	STREET STREET STREET 4000 4000 4000 5000 Solid/Vented							Dimensions (mm)				Pad No.	Pad Notes
				OED	T2	X	HD	T3	XS	T3	A	B	C	D		

DISCOVERY Sports [L550] 4WD

LC Series / L550 Chassis 2.0L Turbo, TD & 2.2L TD 17 Inch Rim 4WD	04/2015-2018	F	2084E	●	○						V	325	52	30	5	
LC Series / L550 Chassis 2.0L Turbo, TD & 2.2L TD 18 Inch Rim 4WD		F	3662E	●	●						V	349	51.7	34	5	
LC Series / L550 Chassis 2.0L Turbo, TD & 2.2L TD All 4WD		R	2085E	●	○						S	300	42	10	5	

EVOQUE [L538] AWD / 4WD

LV Series / L538 Chassis 2.0 & 2.2L Turbo <i>Check Specs</i> AWD	2011-2017	F	2080E	●	○	○					V	300	52	28	5	
LV Series / L538 Chassis 2.0 & 2.2L Turbo <i>Check Specs</i> AWD		F	2084E	●	○						V	325	52	30	5	
LV Series / L538 Chassis 2.0 & 2.2L Turbo – to FH999999 – AWD		R	2129E	●	●	○	○	○	○		S	302	51	11	5	
LV Series / L538 Chassis 2.0 & 2.2L Turbo – from GH000001 – AWD		R	2643E	●	○						S	317	50.8	10	5	

FREELANDER [L314] 4WD

L314 Series 1.8L, 2.0L TD & 2.5L V6 <i>Check Specs</i> 4WD	1997-04/2007	F	526	●	○		●	○	○		S	262	51	14	5	
L314 Series 1.8L, 2.0L TD & 2.5L V6 <i>Check Specs</i> 4WD		F	527	●	○	○	●	○	○		V	277	51.5	21	5	

FREELANDER 2 [L359] 4WD

FA Series / L359 Chassis 2.0L Turbo 4WD	12/2012-09/2015	F	2082E	●	○						V	316	52	28	5	
FA Series / L359 Chassis 2.0L Turbo – to CH999999 – 4WD		R	2083E	●	○						V	302	66	20	5	
FA Series / L359 Chassis 2.0L Turbo – from DH000001 – 4WD		R	2086E	●	○						S	302	59.9	11	5	
FA Series / L359 Chassis 2.2L TD 4WD	06/2007-09/2015	F	2080E	●	○	○					V	300	52	28	5	
FA Series / L359 Chassis 2.2L TD – to CH999999 – Straight Hat 4WD		R	2081E	●	○						S	302	66	12	5	
FA Series / L359 Chassis 2.2L TD – from DH000001 – Tapered Hat 4WD		R	2086E	●	○						S	302	59.9	11	5	
FA Series / L359 Chassis 3.2L SE & HSE 4WD	06/2007-11/2012	F	2082E	●	○						V	316	52	28	5	
		R	2083E	●	○						V	302	66	20	5	

RANGE ROVER [CLASSIC] 4WD

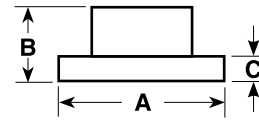
CLASSIC Solid 4WD	1972-1994	F	087	●	○	○	○	○	●		S	298	70	14	5	
CLASSIC Vented 4WD		F	086	●	●		●	●	○		V	298	70	24	5	
CLASSIC		R	088	●	○						S	290	61	12.7	5	

RANGE ROVER 2 [P38] 4WD

Series 2 / P38 Chassis 2.5L TD, 4.0 & 4.6L V8 P38 4WD	09/1994-03/2002	F	092	●	○						V	297	64.6	25	5	
Series 2 / P38 Chassis 2.5L TD, 4.0 & 4.6L V8 P38 4WD		R	093	●	●	○	●	●	●		S	304	62.7	12.6	5	DB1397, DB1781 <i>Alt Pad fitment</i>

Compatible with:

LAND ROVER / RANGE ROVER



A = Diameter
B = Original Height
C = Original Thickness
D = No. of Bolt Holes

Model	Years	F/R	DBA No.	STREET STREET STREET 4000 4000 4000 5000 Solid/Vented							Dimensions (mm)				Pad No.	Pad Notes
				OED	T2	X	HD	T3	XS	T3	A	B	C	D		

RANGE ROVER 3 [L322] 4WD

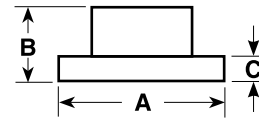
Series 3 / L322 Chassis 3.0L TD – to 5A999999 – 4WD	08/2002-01/2007	F	2092	●	○	○	●	●	○		V	344	76.2	30	5	DB2203	TRW Caliper
Series 3 / L322 Chassis 3.0L TD – to 6A228026 – 4WD		R	093	●	●	○	●	●	●		S	304	62.7	12.6	5	DB1397, DB1781	Alt Pad fitment
Series 3 / L322 Chassis 3.0L TD – from 6A228027 – 4WD		R	2093	●	○	○	●	●	●		S	354	75	12	5	DB1397, DB1781	Alt Pad fitment
Series 3 / L322 Chassis 3.6L V8 & 4.2L V8 Super – to 5A999999 4WD	02/2007-12/2010	F	2092	●	○	○	●	●	○		V	344	76.2	30	5	DB2203	TRW Caliper
Series 3 / L322 Chassis 3.6L V8 & 4.2L V8 Super from 6A000001 4WD		F	2098	●	○	○	●	●	○		V	360	81.3	30	5	DB2203	TRW Caliper
Series 3 / L322 Chassis 3.6L V8 & 4.2L V8 Super – to 3A129289 4WD		R	093	●	●	○	●	●	●		S	304	62.7	12.6	5	DB1397, DB1781	Alt Pad fitment
Series 3 / L322 Chassis 3.6L V8 & 4.2L V8 Super 3A129289 to 5A999999 4WD		R	2093	●	○	○	●	●	●		S	354	75	12	5	DB1397, DB1781	Alt Pad fitment
Series 3 / L322 Chassis 3.6L V8 & 4.2L V8 Super – from 6A000001 4WD		R	2097	●	○	○	●	○	○		V	354	75.1	20	5	DB1397, DB1781	Alt Pad fitment
Series 3 / L322 Chassis 4.4L HSE & Vogue – to 5A999999 4WD	08/2002-12/2007	F	2092	●	○	○	●	●	○		V	344	76.2	30	5	DB2203	TRW Caliper
Series 3 / L322 Chassis 4.4L HSE & Vogue 4WD		F	2098	●	○	○	●	●	○		V	360	81.3	30	5	DB2203	TRW Caliper
Series 3 / L322 Chassis 4.4L HSE & Vogue – to 5A999999 4WD		R	2093	●	○	○	●	●	●		S	354	75	12	5	DB1397, DB1781	Alt Pad fitment
Series 3 / L322 Chassis 4.4L HSE & Vogue – from 6A000001 4WD		R	2097	●	○	○	●	○	○		V	354	75.1	20	5	DB1397, DB1781	Alt Pad fitment
Series 3 / L322 Chassis Vogue TDV8 4.4 & 5.0L Supercharged 4WD	09/2009-01/2013	F	3088E	●	○						V	380	80.9	34	5	DB2204	Brembo Caliper
Series 3 / L322 Chassis Vogue TDV8 4.4 & 5.0L Supercharged 4WD		R	3089E	●	○						V	365.2	75	20	5	DB2207	TRW Caliper

RANGE ROVER 3 [L320] SPORT 4WD

Series 3 / L320 Chassis Sport 2.7L TDV6 17 Inch Rim 4WD	08/2005-09/2009	F	2090	●	●	○	●	●	●		V	317	62.2	30	5	DB2073	Brembo Caliper
Series 3 / L320 Chassis Sport 2.7L TDV6 18 & 19 Inch Rim 4WD		F	2096	●	●	●	●	●	●		V	360	62.2	30	5	DB2073, DB2203, DB2204	Alt Pad fitment
Series 3 / L320 Chassis Sport 2.7L TDV6 17 Inch Rim 4WD		R	2091	●	●	○	●	●	●		V	325	59.6	20	5	DB1397, DB1781	Alt Pad fitment
Series 3 / L320 Chassis Sport 2.7L TDV6 18 & 19 Inch Rim 4WD		R	2095	●	●	○	●	○	○		V	350	59.6	20	5	DB1397, DB1781	Alt Pad fitment
Series 3 / L320 Chassis Sport 3.0L TDV6 & SDV6 – to AA215622 4WD	10/2009-09/2013	F	2096	●	●	●	●	●	●		F	360	62.2	30	5	DB2073, DB2203, DB2204	Alt Pad fitment
Series 3 / L320 Chassis Sport 3.0L TDV6 & SDV6 4WD		R	2095	●	●	○	●	○	○		V	350	59.6	20	5	DB1397, DB1781	Alt Pad fitment
Series 3 / L320 Chassis Sport 3.6L TDV8 & 4.2L V8 Super 4WD		F	2096	●	●	●	●	●	●		F	360	62.2	30	5	DB2073, DB2203, DB2204	Alt Pad fitment
Series 3 / L320 Chassis Sport 3.6L TDV8 & 4.2L V8 Super 4WD		R	2095	●	●	○	●	○	○		V	350	59.6	20	5	DB1397, DB1781	Alt Pad fitment
Series 3 / L320 Chassis Sport 4.4 L Petrol 17 Inch Rim 4WD	08/2005-09/2009	F	2094	●	○	○	●	○	○		V	337.5	62.2	30	5	DB2073	Brembo Caliper
Series 3 / L320 Chassis Sport 4.4 L Petrol 18 & 19 Inch Rim 4WD		F	2096	●	●	●	●	●	●		F	360	62.2	30	5	DB2073, DB2203, DB2204	Alt Pad fitment
Series 3 / L320 Chassis Sport 4.4 L Petrol 4WD		R	2095	●	●	○	●	○	○		V	350	59.6	20	5	DB1397, DB1781	Alt Pad fitment

Compatible with:

LAND ROVER / RANGE ROVER



A = Diameter
B = Original Height
C = Original Thickness
D = No. of Bolt Holes

Model	Years	F/R	DBA No.	STREET STREET STREET 4000 4000 4000 5000 Solid/Vented							Dimensions (mm)				Pad No.	Pad Notes
				OED	T2	X	HD	T3	XS	T3	A	B	C	D		

RANGE ROVER 3 [L320] SPORT 4WD (Cont.)

Series 3 / L320 Chassis Sport 5.0L V8 – to AA215622 4WD	09/2009-09/2013	F	2096	●	●	●	●	●	●			F	360	62.2	30	5	DB2073, DB2203, DB2204	Alt Pad fitment
Series 3 / L320 Chassis Sport 5.0L V8 4WD		R	2095	●	●	○	●	○	○			V	350	59.6	20	5	DB1397, DB1781	Alt Pad fitment
Series 3 / L320 Chassis Sport 5.0L V8 Supercharged AA215622 4WD		F	2096	●	●	●	●	●	●			F	360	62.2	30	5	DB2073, DB2203, DB2204	Alt Pad fitment
Series 3 / L320 Chassis Sport 5.0L V8 Supercharged 4WD		F	3090E	●	○		●	○	○			V	380	62	34	5	DB2203, DB2204	Alt Pad fitment
Series 3 / L320 Chassis Sport 5.0L V8 Supercharged 4WD		R	3699E	●	●							V	365	59.4	20	5	DB1781, DB2207	Alt Pad fitment

RANGE ROVER [L405] 4WD

LG Series / L405 Chassis 4WD	02/2013-2018	F	3090E	●	○		●	○	○			V	380	62	34	5	DB2203, DB2204	Alt Pad fitment
LG Series / L405 Chassis – from JA000001 19 Inch Rim 4WD		R	2628E	●	●							V	350	48.9	25	5	DB1781, DB8919	Alt Pad fitment
LG Series / L405 Chassis – from JA000001 20 Inch Rim 4WD		R	3091E	●	●		●	○	○			V	365	49	25	5	DB2207, DB8919	Alt Pad fitment
LG Series / L405 Chassis 3.0L SDV6 4WD		F	3708E	●	●							V	349	62	34	5		
LG Series / L405 Chassis 3.0L SDV6 4WD		R	3703E	●	●							V	325	49	25	5	DB8919	Alt Pad fitment

RANGE ROVER [L494] Sport 4WD

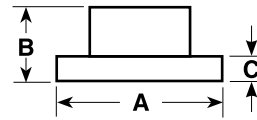
LW Series / L494 Chassis 4WD	10/2013-2017	F	2096	●	●	●	●	●	●			V	360	62.2	30	5	DB2073, DB2203, DB2204	Alt Pad fitment
LW Series / L494 Chassis 4WD		F	3090E	●	○		●	○	○			V	380	62	34	5	DB2203, DB2204	Alt Pad fitment
LW Series / L494 Chassis 19 Inch Rim 4WD		R	2628E	●	○	○						V	350	48.9	25	5	DB1781, DB8919	Alt Pad fitment
LW Series / L494 Chassis 20 Inch Rim 4WD		R	3091E	●	●		●	○	○			V	365	49	25	5	DB1781, DB2207, DB8919	Alt Pad fitment
LW Series / L494 Chassis 4WD	11/2017-on	F	3708E	●	●							V	349	62	34	5		
LW Series / L494 Chassis 4WD		R	3703E	●	●							V	325	49	25	5		

RANGE ROVER [L560] VELAR 4WD

D180, 240, 300, P250, 300 & 380 – 17 Inch Brake – to VIN-on KA208211 4WD	05/2017-on	F	3020E	●	●							V	325	48.1	30	5		
D180, 240, 300, P250, 300 & 380 – 17 Inch Brake – 4WD		F	3022E	●	●							V	350	48.2	32	5		
D180, 240, 300, P250, 300 & 380 All 4WD		R	3025E	●	●							V	325	42	20	5		

4WD & AWD Catalogue 2021

- = DBA Ranged Item
- = Special Order Item
- BLANK = Not Available



A = Diameter
 B = Original Height
 C = Original Thickness
 D = No. of Bolt Holes

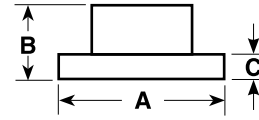
Model	Years	F/R	DBA No.	STREET STREET STREET 4000 4000 4000 5000 Solid/Vented							Dimensions (mm)				Pad No.	Pad Notes
				OED	T2	X	HD	T3	XS	T3	A	B	C	D		
IS-F 4WD																
USE20R Series 5.0L V8 4WD	10/2008-01/2015	F	2758	●	○	○	●	●		V	360	60.7	30	5		
		R	2759	●	○	○		●		V	344.9	61.7	28	5		
LS600H																
UVF45R Series 5.0L V8 Electric/Petrol	02/2013-on	F	43124L/R	●						V	380	60.3	36	5		
		R	2729E	●	○		●	○		V	334.9	66	22	5		
LX450D 4WD																
VDJ201R Series 4.5L TD V8 Twin Turbo 4WD	12/2015-on	F	2724E	●	●	●	●	●	●	V	354	83.5	32	5	DB1838	
		R	2723E	●	●	●	●	●	●	V	345	76.5	18	5	DB1857	
LX 470 4WD																
UZJ100R Series 4.7L V8 4WD	5/1998-03/2008	F	788	●	●	●	●	●	●	V	312	71	32	5	DB1365	
		R	789	●	●	●	●	●	●	V	330	103	18	5	DB1383	
LX 570 4WD																
URJ201R Series 5.7L V8 4WD	04/2008-08/2015	F	2722E	●	●	●	●	●	●	V	340	83.6	32	5	DB1838	
URJ201R Series 5.7L V8 4WD	08/2015-on	F	2724E	●	●	●	●	●	●	V	354	83.5	32	5	DB1838	
URJ201R Series 5.7L V8 4WD	04/2008-on	R	2723E	●	●	●	●	●	●	V	345	76.5	18	5	DB1857	
NX200T 4WD																
AGZ15R Series 2.0L Turbo 4WD	01/2015-10/2017	F	2748E	●	●	●	●	●	●	V	328	49.5	28	5	DB2004	
		R	2765E	●	●					S	281	44.3	12	5		
NX300 AWD / 4WD																
AGZ15R 2.0L Turbo AWD	10/2017-on	F	2748E	●	●	●	●	●	●	V	328	49.5	28	5	DB2004	
		R	2765E	●	●					S	281	44.3	12	5		
NX300H AWD / 4WD																
AYZ15R 2.5L Hybrid AWD	2015-on	F	2748E	●	●	●	●	●	●	V	328	49.5	28	5	DB2004	
		R	2765E	●	●					S	281	44.3	12	5		
RX330 4WD																
MCU38R Series 3.3L V6 4WD	3/2003-01/2006	F	2702	●	●	●	●	●	●	V	320	49.3	28	5		
		R	2703	●	●	●	●	●	●	S	288	69.5	10	5		
RX350 AWD / 4WD																
GSU35R Series 3.5L V6 4WD	02/2006-01/2009	F	2702	●	●	●	●	●	●	V	320	49.3	28	5		
		R	2703	●	●	●	●	●	●	S	288	69.5	10	5		
		F	2702	●	●	●	●	●	●	V	320	49.3	28	5		
		R	2703	●	●	●	●	●	●	S	288	69.5	10	5		
GGL25R Series 3.5L V6 AWD	11/2015-on	F	3450E	●	●					V	328	49.4	28	5	DB2004	
		R	3451E	●	●					V	338	39.5	18	5		
GGL26R Series 3.5L V6 AWD	02/2018-on	F	3450E	●	●					V	328	49.4	28	5	DB2004	
		R	3451E	●	●					V	338	39.5	18	5		

4WD & AWD Catalogue 2021

● = DBA Ranged Item

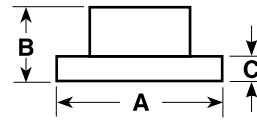
○ = Special Order Item

BLANK = Not Available



A = Diameter
B = Original Height
C = Original Thickness
D = No. of Bolt Holes

Model	Years	F/R	DBA No.	STREET STREET STREET 4000 4000 4000 5000 Solid/Vented							Dimensions (mm)				Pad No.	Pad Notes
				OED	T2	X	HD	T3	XS	T3	A	B	C	D		
RX400H 4WD																
MHU38R Series 3.3L Electric / Petrol 4WD	10/2006-2008	F	2702	●	●	●	●	●	●		V	320	49.3	28	5	
		R	2703	●	●	●	●	●	●		S	288	69.5	10	5	
RX450H AWD / 4WD																
GYL15R & GYL16R Series 3.5L V6 Electric / Petrol AWD	06/2009-10/2015	F	2748E	●	●	●	●	●	●		V	328	49.5	28	5	DB2004
		R	2733	●	●	●	●	●			S	309	62.6	10	5	DB2245
GYL25R & GYL26R Series 3.5L V6 Electric / Petrol AWD	11/2015-on	F	3450E	●	●						V	328	49.4	28	5	DB2004
		R	3451E	●	●						V	338	39.5	18	5	
UX250H																
MZA15R Series 2.0L Hybrid	08/2018-on	F	3120E								V	305	49.3	28	5	
		R	2765E	●	●						S	281	44.3	12	5	



A = Diameter
B = Original Height
C = Original Thickness
D = No. of Bolt Holes

Model	Years	F/R	DBA No.	STREET STREET STREET 4000 4000 4000 5000 Solid/Vented							Dimensions (mm)				Pad No.	Pad Notes
				OED	T2	X	HD	T3	XS	T3	A	B	C	D		

B Series 4WD

B2000 – B2200 – B2600 4WD	1985-1996	F	965	●	○							V	272	25	22	6	
B2500 – B2600 4WD	1996-2002	F	959	●	○							V	274	28	28	6	DB1366
B2600 4WD	1998-on	F	964	●	○							V	275	24	24	6	DB1366, DB1681 <i>Alt Pad fit.</i>
B2500 – B2600 4 W.D.	2002-2012	F	2952E	●	●	○	●	●	○			V	288.5	70.5	28	6	DB1366, DB1681 <i>Alt Pad fit.</i>

BT50 4WD

UN Series 3.0L TD 4WD	11/2006-10/2011	F	2952E	●	●	○	●	●	○			V	288.5	70.5	28	6	DB1366, DB1681 <i>Alt Pad fit.</i>
UP Series 3.2L TD 4WD	11/2011-08/2015	F	2132E	●	●	●	●	●	○			V	301.5	60.7	32	6	DB2074
UR Series 3.2L TD 4WD	09/2015-on	F	2132E	●	●	●	●	●	○			V	301.5	60.7	32	6	DB2074

CX-3 AWD / 4WD

DK Series 1.5L TD & 2.0L AWD	03/2015-08/2018	F	2570E	●	●							V	295	51.5	25	5	
		R	2569E	●	○								S	281	35.7	9.5	5

CX-5 AWD / 4WD

KE Series 2.0L, 2.2L TD Twin Turbo & 2.5L AWD	02/2012-03/2017	F	2548	●	●	○						V	297	52	28	5		
		R	2549	●	○								S	303	40	10	5	
KF Series 2.2L TD Twin Turbo AWD	03/2017-on	F	3550E	●	○							V	320	51.5	28	5		
		R	2549	●	○							S	303	40	10	5		
		F	3552E	●	○								V	297	51.5	28	5	
		R	2549	●	○								S	303	40	10	5	
KF Series 2.5L Turbo AWD	12/2018-on	F	3550E	●	○							V	320	51.5	28	5		
		R	2549	●	○							S	303	40	10	5		

CX-7 AWD / 4WD

ER Series 2.2L TD & 2.3L Petrol <i>Check Specs</i> AWD	11/2006-01/2012	F	2562	●	●	●						V	296	48.5	28	5	DB1916	
		F	2566	●	●								V	320	48.3	28	5	DB1916
		R	2563	●	●								V	302	57	18	5	
		R	2567	●	●								V	324	56	18	5	

CX-8 AWD / 4WD

KG Series 2.2L TD Twin Turbo AWD	06/2018-on	F	3550E	●	○							V	320	51.5	28	5	
		R	3551E	●	●								S	325	45	11	5

CX-9 AWD / 4WD

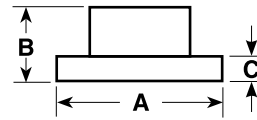
TB Series 3.8L V6 DOHC AWD	12/2007-07/2016	F	2566	●	●							V	320	48.3	28	5	DB1916
		R	2567	●	●								V	324	56	18	5
TC Series 2.5L Turbo AWD	08/2016-on	F	3550E	●	○							V	320	51.5	28	5	
		R	3551E	●	●								S	325	45	11	5

TRIBUTE 4WD

CU & YU Series 2.0, 2.3 & 3.0L V6 4WD	2000-2005	F	957	●	○	○						V	278	47	24	5	
5Z, 6Z & 8Z Series 2.3 & 3.0L V6 4WD	07/2006-01/2008	F	2560	●	●	○	●	●	●			V	302.7	47.2	26	5	
		R	2561	●	○	○							S	302	56.1	12	5
5Z Series 2.3L 22mm Thick		R	2268	●	○							V	285	93	22	6	

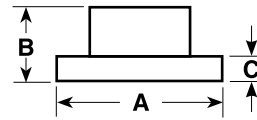
4WD & AWD Catalogue 2021

- = DBA Ranged Item
- = Special Order Item
- BLANK = Not Available



- A = Diameter
- B = Original Height
- C = Original Thickness
- D = No. of Bolt Holes

Model	Years	F/R	DBA No.	STREET STREET STREET 4000 4000 4000 5000 Solid/Vented							Dimensions (mm)				Pad No.	Pad Notes
				OED	T2	X	HD	T3	XS	T3	A	B	C	D		
G300																
G300 461 Series 461343 & 333 3.0L TD AWD	04/2010-on	F	42250				●	○	○	V	315	83	30	5		
		R	567	●						S	272	97	16	5		
G350																
G350 463 Series 463346 & 348 3.0L TD AWD	02/2011-on	F	42250				●	○	○	V	315	83	30	5		
		R	567	●						S	272	97	16	5		
GL320																
GL320 164 Series 164822 3.0L TD AWD	11/2006-01/2010	F	2254	●	○					V	350	55	32	5		
		R	2255	●	○					V	330	63	22	5		
GL350																
GL350 164 Series 164823 3.0L TD AWD	01/2010-04/2013	F	2254	●	○					V	350	55	32	5		
		R	2255	●	○					V	330	63	22	5		
GL350 166 Series 166824 3.0L TD AWD	04/2013-04/2016	F	3030E	●			●	○	○	V	350	54.5	32	5		
		R	3031E	●			●			V	345	54	22	5		
GL350 166 Series 166824 3.0L TD AWD Sports P31 X/Drilled		F	31140EX	●						V	350	54.4	32	5		
GL350 166 Series 166824 3.0L TD AWD Sports X/Drilled		R	36850EX	●						V	345	54	22	5		
GL350 166 Series 166824 3.0L TD AWD Sports U29 X/Drilled		F	3360EXDS	●						V	390	54.3	36	5		
		R	3361EXDS	●						V	345	54	26	5		
GL500																
GL500 164 Series 164886 5.5L Turbo AWD	11/2006-04/2013	F	2254	●	○					V	350	55	32	5		
		R	2255	●	○					V	330	63	22	5		
GL500 166 Series 166873 4.7L Turbo AWD	04/2013-04/2016	F	36920EX	●						V	375	54.5	36	5		
		R	3031E	●			●			V	345	54	22	5		
GL63																
GL63 AMG 166 Series 166874 5.5L Twin Turbo AWD	04/2013-on	F	3360EXDS	●						V	390	54.3	36	5		
		R	3361EXDS	●						V	345	54	26	5		
GLC200																
GLC200 253 Series 253942 2.0L Turbo AWD	04/2018-08/2019	F	3358E							V	330		32			
		R	3357E							V	300		22			
GLC200 253 Series 253942 2.0L Turbo AWD Sports		F	33540EX							V	360		36			
		R	3355E							V	320		24			



A = Diameter
B = Original Height
C = Original Thickness
D = No. of Bolt Holes

Model	Years	F/R	DBA No.	STREET	STREET	STREET	4000	4000	4000	5000	Solid/ Vented	Dimensions (mm)				Pad No.	Pad Notes
				OED	T2	X	HD	T3	XS	T3		A	B	C	D		

GLC220

GLC220 253 Series 253905 & 305 2.2L TD AWD	11/2015-04/2018	F	3356E								V	342	32				
GLC220 253 Series 253905 & 305 2.2L TD AWD Sports		F	33540EX								V	360	36				
		R	3355E								V	320	24				

GLC250

GLC250 253 Series 253946, 346, 909 & 309 2.0L Turbo & 2.2L TD AWD	11/2015-08/2019	F	3356E								V	342	32				
GLC250 253 Series 253946, 346, 909 & 309 2.0L Turbo & 2.2L TD AWD Sports		F	33540EX								V	360	36				
		R	3355E								V	320	24				

GLC350

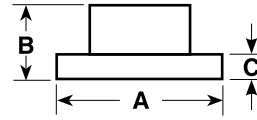
GLC350 253 Series 253325 & 325 3.0L TD AWD	06/2017-08/2019	F	3356E								V	342	32				
GLC350 253 Series 253325 & 325 3.0L TD AWD Sports		F	33540EX								V	360	36				
		R	3355E								V	320	24				

GLC43

GLC43 AMG 253 Series 253364, 964 & 364 3.0L Twin Turbo AWD	2016-on	F	33540EX								V	360	36				
		R	3355E								V	320	24				

GLE250

GLE250 166 Series 166004 2.2L TD AWD	10/2015-05/2019	F	2648E	●	●						V	330	54.5	32	5	
		R	2649E	●							S	325	54	14	5	
GLE250 166 Series 166004 2.2L TD AWD Sports P31 Smooth		F	3030E	●		●	○	○			V	350	54.5	32	5	
		R	3673E								V	330	54	22	5	
GLE250 166 Series 166004 2.2L TD AWD Sports P31 X/Drilled		F	31140EX	●							V	350	54.4	32	5	
		R	36830EX								V	330	51	22	5	
GLE250 166 Series 166004 2.2L TD AWD Sports U29 X/Drilled		F	36920EX	●							V	375	54.5	36	5	
		R	36850EX	●							V	345	54	22	5	



A = Diameter
B = Original Height
C = Original Thickness
D = No. of Bolt Holes

Model	Years	F/R	DBA No.	STREET	STREET	STREET	4000	4000	4000	5000	Solid/ Vented	Dimensions (mm)				Pad No.	Pad Notes
				OED	T2	X	HD	T3	XS	T3		A	B	C	D		

GLE350

GLE350 166 Series 166024 3.0L TD AWD	10/2015-05/2019	F	2648E	●							V	330	54.5	32	5		
		R	2649E	●							S	325	54	14	5		
GLE350 166 Series 166024 3.0L TD AWD Sports P31 Smooth		F	3030E	●			●	○	○		V	350	54.5	32	5		
		R	3673E								V	330	54	22	5		
GLE350 166 Series 166024 3.0L TD AWD Sports P31 X/Drilled		F	31140EX	●							V	350	54.4	32	5		
		R	36830EX								V	330	51	22	5		
GLE350 166 Series 166024 3.0L TD AWD Sports U29 X/Drilled		F	36920EX	●							V	375	54.5	36	5		
		R	36850EX	●							V	345	54	22	5		
GLE350 166 Series 166024 3.0L TD AWD Sports U29 Smooth		R	3031E	●			●				V	345	54	22	5		
GLE350 292 Series 292324 3.0L TD AWD	10/2015-on	F	2648E	●							V	330	54.5	32	5		
		R	2649E	●							S	325	54	14	5		
GLE350 292 Series 292324 3.0L TD AWD Sports		F	3360EXDS	●							V	390	54.3	36	5		
		R	3361EXDS	●							V	345	54	26	5		

GLE400

GLE400 166 Series 166056 3.0L Twin Turbo AWD	10/2015-08/2016	F	2648E	●							V	330	54.5	32	5		
		R	2649E	●							S	325	54	14	5		
GLE400 166 Series 166056 3.0L Twin Turbo AWD Sports P31 Smooth		F	3030E	●			●	○	○		V	350	54.5	32	5		
		R	3673E								V	330	54	22	5		
GLE400 166 Series 166056 3.0L Twin Turbo AWD Sports P31 X/Drilled		F	31140EX	●							V	350	54.4	32	5		
		R	36830EX								V	330	51	22	5		
GLE400 166 Series 166056 3.0L Twin Turbo AWD Sports U29 X/Drilled		F	36920EX	●							V	375	54.5	36	5		
		R	36850EX	●							V	345	54	22	5		
GLE400 166 Series 166056 3.0L Twin Turbo AWD Sports U29 Smooth		R	3031E	●			●				V	345	54	22	5		

GLE43

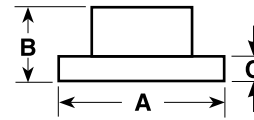
GLE43 AMG 166 Series 166064 3.0L Twin Turbo AWD	2016-06/2017	F	36920EX	●							V	375	54.5	36	5			
		R	36850EX	●							V	345	54	22	5			
		F	3360EXDS	●								V	390	54.3	36	5		
		R	3361EXDS	●								V	345	54	26	5		
GLE43 AMG 166 Series 166064 3.0L Twin Turbo AWD	07/2017-on	F	3360EXDS	●							V	390	54.3	36	5			
		R	3361EXDS	●							V	345	54	26	5			
GLE43 AMG 292 Series 292364 3.0L Twin Turbo AWD		F	3360EXDS	●							V	390	54.3	36	5			
		R	3361EXDS	●							V	345	54	26	5			

GLE450

GLE450 AMG 292 Series 292364 3.0L Twin Turbo AWD	10/2015-08/2016	F	36920EX	●							V	375	54.5	36	5		
		R	36850EX	●							V	345	54	22	5		

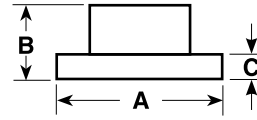
Compatible with:

MERCEDES BENZ



A = Diameter
B = Original Height
C = Original Thickness
D = No. of Bolt Holes

Model	Years	F/R	DBA No.	STREET STREET STREET 4000 4000 4000 5000 Solid/Vented							Dimensions (mm)				Pad No.	Pad Notes		
				OED	T2	X	HD	T3	XS	T3	A	B	C	D				
GLE500																		
GLE500 166 Series 166073 & 063 4.7L Turbo AWD	10/2015-08/2016	F	36920EX	●								V	375	54.5	36	5		
		R	36850EX	●									V	345	54	22	5	DB8880
GLE63																		
GLE63 AMG 166 & 292 Series 166075 & 292375 5.5L Twin Turbo AWD	10/2015-on	F	3360EXDS	●								V	390	54.3	36	5		
		R	3361EXDS	●									V	345	54	26	5	
GLS63																		
GLS63 AMG 166 Series 166875 5.5L Twin Turbo AWD	04/2016-on	F	3360EXDS	●								V	390	54.3	36	5		
		R	3361EXDS	●									V	345	54	26	5	
GLS350																		
GLS350 166 Series 166824 3.0L TDB AWD	04/2016-06/2019	F	3030E	●			●	○	○			V	350	54.5	32	5		
		R	3031E	●		●							V	345	54	22	5	
GLS350 166 Series 166824 3.0L TDB AWD Sports P31 X/Drilled		F	31140EX	●								V	350	54.4	32	5		
GLS350 166 Series 166824 3.0L TDB AWD Sports X/Drilled		F	36920EX	●								V	375	54.5	36	5		
		R	36850EX	●								V	345	54	22	5		
GLS350 166 Series 166824 3.0L TDB AWD Sports U29 X/Drilled		F	3360EXDS	●								V	390	54.3	36	5		
		R	3361EXDS	●								V	345	54	26	5		
ML250																		
ML250 166 Series 166004 2.2L TD AWD	04/2012-09/2015	F	2648E	●								V	330	54.5	32	5		
		R	2649E	●								S	325	54	14	5		
		R	3031E	●		●							V	345	54	22	5	
ML250 166 Series 166004 2.2L TD AWD Sports P31 Smooth		F	3030E	●			●	○	○			V	350	54.5	32	5		
		R	3673E									V	330	54	22	5		
ML250 166 Series 166004 2.2L TD AWD Sports P31 X/Drilled		F	31140EX	●								V	350	54.4	32	5		
		R	36830EX									V	330	51	22	5		
ML250 166 Series 166004 2.2L TD AWD X/Drilled		F	36920EX	●								V	375	54.5	36	5		
		R	36850EX	●								V	345	54	22	5		
ML280 / ML300																		
ML280 164 Series 164120 & 121 3.0L TD AWD	07/2005-12/2011	F	2252	●	○	○						V	330	55	32	5		
		R	2253	●	○	○						S	330	63	14	5		
		F	2254	●	○								V	350	55	32	5	
		R	2255	●	○								V	330	63	22	5	
ML320																		
ML320 163 Series 163154 3.2L AWD	09/1998-04/2003	F	552	●	○							V	345	51	32	5		
		R	551	●								S	285	53	15	5		
ML320 164 Series 164122 3.0L TD AWD	07/2005-07/2009	F	2252	●	○	○						V	330	55	32	5		
		R	2253	●	○	○						S	330	63	14	5		
		F	2254	●	○								V	350	55	32	5	
		R	2255	●	○								V	330	63	22	5	



Model	Years	F/R	DBA No.	STREET STREET STREET 4000 4000 4000 5000 Solid/Vented										Dimensions (mm)				Pad No.	Pad Notes
				OED	T2	X	HD	T3	XS	T3	A	B	C	D					

ML350

ML350 164 Series 164186 3.5L AWD	02/2005-12/2011	F	2252	●	○	○						V	330	55	32	5	
		R	2255	●	○							V	330	63	22	5	
		F	2254	●	○							V	350	55	32	5	
		R	2253	●	○	○						S	330	63	14	5	
ML350 164 Series 164125 & 122 3.0L AWD	09/2009-12/2011	F	2252	●	○	○						V	330	55	32	5	
		R	2253	●	○	○					S	330	63	14	5		
		F	2254	●	○							V	350	55	32	5	
		R	2255	●	○							V	330	63	22	5	
ML350 166 Series 166024 3.0L TD AWD	04/2012-09/2015	F	2648E	●								V	330	54.5	32	5	
		R	2649E	●							S	325	54	14	5		
		R	3031E	●			●				V	345	54	22	5		
ML350 166 Series 166024 3.0L TD AWD Sports P31 Smooth		F	3030E	●			●	○	○			V	350	54.5	32	5	
		R	3673E								V	330	54	22	5		
ML350 166 Series 166024 3.0L TD AWD Sports P31 X/Drilled		F	31140EX	●								V	350	54.4	32	5	
		R	36830EX								V	330	51	22	5		
ML350 166 Series 166024 3.0L TD AWD X/Drilled		F	36920EX	●								V	375	54.5	36	5	
ML350 166 Series 166057 3.5L AWD		F	2648E	●								V	330	54.5	32	5	
		R	2649E	●							S	325	54	14	5		

ML400

ML400 166 Series 166056 3.0L Twin Turbo AWD	02/2014-09/2015	F	36920EX	●								V	375	54.5	36	5	
		R	36830EX								V	330	51	22	5		
ML400 166 Series 166056 3.0L Twin Turbo AWD Smooth		R	3673E									V	330	54	22	5	

ML430

ML430 163 Series 163172 4.3L AWD	03/1999-10/2001	F	552	●	○							V	345	51	32	5	
		R	551	●							S	285	53	15	5		

ML500

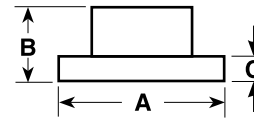
ML500 164 Series 164175 5.0L AWD	07/2005-12/2011	F	2252	●	○	○						V	330	55	32	5	
		R	2253	●	○	○					S	330	63	14	5		
		F	2254	●	○							V	350	55	32	5	
		R	2255	●	○							V	330	63	22	5	
ML500 164 Series 164172 5.5L AWD	12/2007-12/2011	F	2254	●	○							V	350	55	32	5	
		R	2253	●	○	○					S	330	63	14	5		
		R	2255	●	○							V	330	63	22	5	
ML500 166 Series 166073 4.7L Turbo AWD X/Drilled	08/2012-09/2015	F	36920EX	●								V	375	54.5	36	5	
		R	36850EX	●							V	345	54	22	5		
ML500 166 Series 166073 4.7L Turbo AWD		R	3031E	●			●					V	345	54	22	5	

ML63

ML63 AMG 166 Series 166074 5.5L Twin Turbo AWD	04/2012-09/2015	F	3360EXDS	●								V	390	54.3	36	5	
		R	3361EXDS	●							V	345	54	26	5		

Compatible with:

MERCEDES BENZ



A = Diameter
B = Original Height
C = Original Thickness
D = No. of Bolt Holes

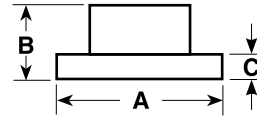
Model	Years	F/R	DBA No.	STREET OED	STREET T2	STREET X	4000 HD	4000 T3	4000 XS	5000 T3	Solid/Vented	Dimensions (mm)				Pad No.	Pad Notes	
												A	B	C	D			

SPRINTER

Sprinter 315, 316, 318, 319, 515, 516, 518, 519 Series 4WD	04/2009-02/2013	F	2270E	●	○			●	○		V	300	68.5	28	6	DB1973
		R	2269E	●	○						S	298	71.5	16	6	DB1972, DB1975 <i>Alt Pad fit.</i>
		R	2271	●				●	●		V	303	93	28	6	DB1972

MERCEDES X CLASS [470] 4WD

470 Series 2.3TD 470211 & 470231, 3.0L TD 470252 4WD	12/2017-on	F	3682E	●	●						V	320	54	28	5	
		R	3675E	●	●						V	308	60.7	18	5	



A = Diameter
B = Original Height
C = Original Thickness
D = No. of Bolt Holes

Model	Years	F/R	DBA No.	STREET STREET STREET 4000 4000 4000 5000 Solid/Vented							Dimensions (mm)				Pad No.	Pad Notes
				OED	T2	X	HD	T3	XS	T3	A	B	C	D		

ASX 4WD

XA, XB & XC Series 1.8L TD, 2.0 & 2.3L TD 4WD	07/2010-on	F	2422	●	●	○					V	294	45.5	26	5	
XA, XB & XC Series 1.8L TD, 2.0 & 2.3L TD <i>Check Specs</i> 4WD	to 2012	R	2425	●	●	○					S	302	60.3	10	5	DB1464
XA, XB & XC Series 1.8L TD, 2.0 & 2.3L TD <i>Check Specs</i> 4WD	from 2012	R	2237E	●	○						S	302	36.2	10	5	

CHALLENGER 4WD

PA Series 3.0L 4WD	12/1997-03/2007	F	663	●	●	○	○	○	○		V	276	45.3	24	6	DB1223
		R	233	●	●	○					S	315	84	18	6	DB1390
PB & PC Series 2.5L TD 4WD	12/2009-12/2015	F	2208E	●	●	●	●	●	●		V	295	46.5	28	6	DB1774
		R	2215E	●	●		●	●	●		V	315	84.2	18	6	DB1390

DELICA SPACE GEAR 4WD

PD6W & PF6W Petrol / PF8W, PD8W & PE8W Diesel Chassis 4WD	1994-12/2006	F	2217E	●	○						V	276	45.4	24	6	DB1223
		R	233	●	●	○					S	315	84	18	6	DB1238

ECLIPSE Cross AWD / 4WD

YA Series 1.5L Turbo Petrol AWD	12/2017-on	F	2422	●	●	●					V	294	45.5	26	5	
		R	2237E	●	○						S	302	36.2	10	5	

LANCER RALLIART AWD / 4WD

CJ Series 2.0L Turbo AWD / 4WD	06/2008-01/2015	F	417	●	●	○	●	●	○	●	V	294	46	24	5	DB1223
		R	2213	●	●						S	302	10	8.4	5	DB1464

OUTLANDER AWD / 4WD

ZE Series 2.4L 4WD	12/2002-05/2004	F	2201E	●	●						V	276	45.5	26	5	
		R	2203	●	●	○					S	262	60	10	5	
ZF Series 2.4L 4WD	06/2004-09/2006	F	2201E	●	●						V	276	45.5	26	5	
		R	2203	●	●	○					S	262	60	10	5	
ZG & ZH Series 2.4 & 3.0L 4WD	10/2006-10/2012	F	2422	●	●	○					V	294	45.5	26	5	
ZG & ZH Series 2.4 & 3.0L 168mm H/Brake 4WD	10/2006-10/2012	R	2429	●	●						S	302	60.3	10	5	
		R	2213	●	●						S	302	58.5	10	5	DB1464
ZJ & ZK Series 2.3L AWD	11/2012-on	F	2422	●	●	○					V	294	45.5	26	5	
		R	2237E	●	○						S	302	36.2	10	5	DB1464

PAJERO / SHOGUN 4WD

NF, NG, NH Series 3.0L V6 4WD	9/1988-1991	F	229	●	○						V	276	45.5	22	6	
NH, NK, NJ & NL Series 2.8L TD & 3.0L V6 4WD	1991-06/2000	F	234	●	○						V	276	45	24	6	
		R	233	●	●	○					S	315	84	18	6	
NF, NG, NH, NK, NJ & NL Series 4WD	02/2000-09/2006	F	660E	●	●	●	●	●	○		V	290	46	26	6	
		R	661E	●	●	●	●	●	○		V	300	72	22	6	DB1464
NS, NT, NW, NX Series 3.2 TD & 3.8L V6 4WD	10/2006-2020	F	2216E	●	●	●	●	●	○		V	332	56.7	28	6	DB1482
		R	2219E	●	●	●	●	●	●		V	332	74.6	18	6	DB1200, DB1464 <i>Alt Pad fit.</i>

PAJERO Sports / MONTERO 4WD

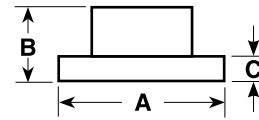
QE & QF Series 2.5L TD 4WD	01/2015-2020	F	2234E	●	●	○	●	●	○		V	320	46	28	6	DB1774, DB1916A <i>Alt Pad</i>
		R	2235E	●	●		●	●	●		V	315	84.4	18	6	DB1390

4WD & AWD Catalogue 2021

● = DBA Ranged Item

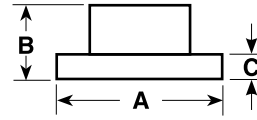
○ = Special Order Item

BLANK = Not Available



A = Diameter
B = Original Height
C = Original Thickness
D = No. of Bolt Holes

Model	Years	F/R	DBA No.	STREET STREET STREET 4000 4000 4000 5000 Solid/Vented							Dimensions (mm)				Pad No.	Pad Notes	
				OED	T2	X	HD	T3	XS	T3	A	B	C	D			
TRITON 4WD																	
ME, MF, MG, MH & MJ Series 4WD	1986-1996	F	229	●	○							V	276	45.5	22	6	
MK Series 2.9L TD & 3.0L V6 15 Inch Rim 4WD	06/1996-08/2006	F	663	●	●	○	○	○	○			V	276	45.3	24	6	
MK Series 2.9L TD & 3.0L V6 16 Inch Rim 4WD		F	237	●	●							V	314	45.5	24	6	DB1223
ML Series 3.2 & 3.5L V6 4WD	07/2006-07/2008	F	2208E	●	●	●	●	●	●			V	295	46.5	28	6	DB1774
MN Series 2.5L TD 4WD	09/2009-04/2015	F	2208E	●	●	●	●	●	●			V	295	46.5	28	6	DB1774
MQ Series 2.5L TD 4WD	2015-2019	F	2208E	●	●	●	●	●	●			V	295	46.5	28	6	DB1774
MR Series 2.4L TD 4WD	2019-on	F	2234E	●	○		●	●	○			V	320	46	28	6	DB1774, DB1916A <i>Alt Pad</i>



A = Diameter
B = Original Height
C = Original Thickness
D = No. of Bolt Holes

Model	Years	F/R	DBA No.	STREET	STREET	STREET	4000	4000	4000	5000	Solid/ Vented	Dimensions (mm)				Pad No.	Pad Notes
				OED	T2	X	HD	T3	XS	T3							
				A	B	C	D										

DUALIS AWD / 4WD

J10 Series 2.0L Petrol AWD	12/2007-01/2016	F	2316E	●	●	○					V	296	44	26	5	
J10 Series 2.0L Petrol 7 Seater AWD		F	2329	●	●						V	320	44	28	5	
J10 Series 2.0L Petrol <i>Check Specs</i> AWD		R	2331	●	●						S	292	62	9	5	DB1509
J10 Series 2.0L Petrol <i>Check Specs</i> AWD		R	574	●	○		○	●	●		V	292	62	16	5	DB1509

MURANO 4WD

Z50 & Z51 Series 3.5L V6 4WD	08/2005-01/2016	F	2308	●	●	●	●	●	●		V	320	49.7	28	5	
		R	2313E	●	●	●	●	●	○		V	308	62.8	16	5	DB1509

NAVARA 4WD

D21 Series 2.4L, 2.5L TD & 2.7L TD 4WD	9/1985-3/1992	F	621	●	●						V	266	39.5	22	6	
D21 Series 2.4L, 2.5L TD & 2.7L TD 4WD	3/1992-1997	F	618	●	●						V	260	37.5	26	6	DB438
D22 Series 2.4 & 3.2L TD 4WD	1/1997-04/2001	F	624	●	○						V	277	39	26	6	DB1439
D22 Series 2.5L TD & 3.0L TD 4WD	10/2001-10/2015	F	629	●	●						V	300	38	28	6	DB438, DB1439 <i>Alt Pad fitment</i>
D23 / NP300 Series 2.3L TD R / Narrow + No Bed <i>Check Specs</i> 4WD	11/2015-on	F	2182E	●	○	●	○	●			V	275	53	28	6	DB2374
D23 / NP300 Series 2.3L TD <i>Check Specs</i> 4WD		F	2332E	●	●		●	●	○		V	295.6	53	28	6	DB2374

PATHFINDER / TERRANO 4WD

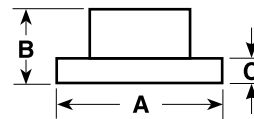
D21 Series 2.4L 4WD	12/1986-9/1992	F	621	●	○						V	266	39.5	22	6	
D21 Series 3.0L V6 4WD	10/1992-11/1995	F	624	●	○						V	277	39	26	6	DB438
R50 Series 3.2L TD & 3.3L V6 4WD	11/1995-12/1998	F	626	●	○						V	283	38	28	6	DB1333
		F	629	●	●						V	300	38	28	6	DB1333
R51 Series 2.5L TD, 3.0L TD & 4.0L 16 Inch Rim <i>Check Specs</i> 4WD	07/2005-09/2013	F	2310E	●	●	●	●	●	●		V	295.6	38.3	28	6	DB1835
R51 Series 2.5L TD, 3.0L TD & 4.0L 17 Inch Rim <i>Check Specs</i> 4WD		F	2312E	●	●	●	○	●	○		V	320	38.5	28	6	DB1696
R51 Series 2.5L TD, 3.0L TD & 4.0L 4WD		R	2311E	●	●	●	●	●	●		V	308	62.8	18	6	DB1919
R52 Series 2.5L Hybrid Supercharged & 3.5L V6 4WD	10/2013-2020	F	2184E	●	○						V	320	49.3	28	5	DB2378
		R	2313E	●	●	●	●	●	○		V	308	62.8	16	5	DB2340

PATROL / SAFARI 4WD

MQ Series 2.8L, 3.3L, 3.3L TD & 4.0L 4WD	09/1980-12/1987	F	329	●	●	○	●	●	○		V	295	30	20	6	
GQ Series 2.8 TD, 3.0L, 4.2 & 4.2L TD Single Piston Caliper 4WD	2/1988-04/1999	F	329	●	●	○	●	●	○		V	295	30	20	6	
GQ Series 2.8 TD, 3.0L, 4.2 & 4.2L TD Twin Piston Caliper 4WD	2/1988-04/1999	F	623	●	●						V	306	35.5	26	6	
GQ Series 2.8L TD, 3.0L, 4.2 & 4.2L TD 4WD		R	622	●	●	●	●	●	○		V	315	80	18	6	DB1148
GU Y61 Series 2.9L TD, 3.0L TD, 4.2L TD & 4.5L DX / ST 4WD	10/1997-10/2017	F	625	●	●	●	●	●	○		V	306	47	32	6	DB1361
GU Y61 Series 2.9L TD, 3.0L TD, 4.2L TD & 4.5L DX / ST 4WD		R	622	●	●	●	●	●	○		V	315	80	18	6	DB1148
GU Y61 Series 4.8L Only SUV 4WD	9/2001-01/2012	F	698	●	●	○	●	●	○		V	316	47	34	6	DB1361
		R	699	●	●	○	●	●	○		V	330	89	18	6	DB2060
Y62 Series 5.6L V8 4WD	02/2013-on	F	2340	●	○	○	●	●	○		V	357.7	58.3	34	6	DB2242
		R	2341	●	○	○	●	●	○		V	350	64.5	20	6	DB2244

4WD & AWD Catalogue 2021

- = DBA Ranged Item
- = Special Order Item
- BLANK = Not Available



A = Diameter
 B = Original Height
 C = Original Thickness
 D = No. of Bolt Holes

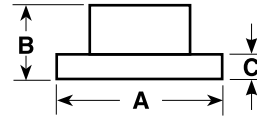
Model	Years	F/R	DBA No.	STREET OED	STREET T2	STREET X	4000 HD	4000 T3	4000 XS	5000 T3	Solid/Vented	Dimensions (mm)				Pad No.	Pad Notes	
												A	B	C	D			

X-TRAIL 4WD

T30 Series 2.5L 4WD	10/2001-09/2007	F	573	●	○	○	●	●			V	280	49	28	5	DB1333
T30 Series 2.5L 4WD	10/2001-09/2007	R	574	●	●	●	○	●	●		V	292	62	16	5	DB1509, DB2340 <i>Alt Pad fit.</i>
T31 Series 2.0L TD & 2.5L 4WD	07/2007-2/2014	F	2316E	●	●	○					V	296	44	26	5	DB1333
T31 Series 2.0L TD & 2.5L 4WD	07/2007-2/2014	R	574	●	●	●	○	●	●		V	292	62	16	5	DB1509, DB2340 <i>Alt Pad fit.</i>
T32 Series 1.6L TD, 2.0L TD & 2.4L 5 Seater 4WD	03/2014-on	F	2620E	●	○						V	296	44	26	5	DB2341, DB2345 <i>Alt Pad fit.</i>
T32 Series 1.6L TD, 2.0L TD & 2.4L 7 Seater 4WD		F	2622E	●	○						V	320	44	28	5	DB2341, DB2345 <i>Alt Pad fit.</i>
		R	574	●	●	●	○	●	●		V	292	62	16	5	DB1509, DB2340 <i>Alt Pad fit.</i>
T32 Series 2.0L TD & 2.0L TD 4WD	08/2014-on	R	2621E	●	●		●	○			V	292	47	16	5	DB2340

4WD & AWD Catalogue 2021

- = DBA Ranged Item
- = Special Order Item
- BLANK = Not Available



- A = Diameter
- B = Original Height
- C = Original Thickness
- D = No. of Bolt Holes

Model	Years	F/R	DBA No.	STREET	STREET	STREET	4000	4000	4000	5000	Solid/ Vented	Dimensions (mm)				Pad No.	Pad Notes			
				OED	T2	X	HD	T3	XS	T3					A	B	C	D		

CAYENNE AWD / 4WD

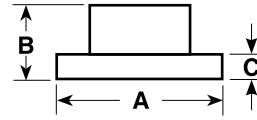
9PA Series PR Codes 1LK AWD	2004-06/2010	F	2244E	●	●	○	●	●	○	V	330	69	32	5	DB1678	17" Inch Wheels
9PA Series PR Codes 1LM & 1LL AWD		F	2246E	●	●	●	●	●	●	V	350	69	34	5	DB7878	Check application
		F	42590				●	●		V	368	68.7	36	5	DB2228, DB7878	Alt Pad fit.
9PA Series PR Codes 1KW, 1KY, 1KZ, 2EE & E0W AWD		R	2245E	●	●	●	●	●	●	V	330	74	28	5	DB1677, DB2229	Alt Pad fit.
9PA Series PR Codes 1KP, 1KU & E81 AWD	06/2010-02/2018	R	2249E	●	●	○				V	358	74	28	5	DB1677	Check application
92A Series PR Codes 1LN AWD		F	2246E	●	●	●	●	●	●	V	350	69	34	5	DB1676, DB2228, DB7878	Alt Pad fitment
92A Series PR Codes 1LD, 1LL, 1LM, 1LP, 1LU & 1ZT AWD		F	2596E	●	○		●	●	○	V	360	68.5	36	5	DB1676, DB2228	Alt Pad fit.
92A Series PR Codes 1KF, 1KU, 1KY, 1KZ, 2ED, 2EE & 2EJ AWD		R	2245E	●	●	●	●	●	●	V	330	74	28	5	DB1677, DB2229	Alt Pad fit.
92A Series PR Codes 1KP & 2EL AWD	R	2249E	●	●	○				V	358	74	28	5	DB1677	Check application	

MACAN AWD / 4WD

Black Caliper 17 Inch Rim PR Code 1LA & 1LE AWD	06/2014-2018	F	2832E	●	●	○	●	●	○	V	345	52	30	5		
Silver Caliper 18 Inch Rim PR Codes 1LB & 1LF AWD		F	2597E	●	○		●	●	○	V	350	52.5	34	5		
Red Caliper 18 Inch Rim PR Codes 1LG & 1ZK AWD		F	2598E	●	○		●	●	○	V	360	52.5	36	5		
Black & Silver Caliper 17 Inch Rim PR Codes 1KD & 1KE AWD		R	2847E	●	●		●	●	○	V	330	36	22	5		
RED Caliper 18 Inch Rim PR Code 2EK AWD		R	2599E	●	○		●	●	○	V	356	36.2	28	5		

4WD & AWD Catalogue 2021

- = DBA Ranged Item
- = Special Order Item
- BLANK = Not Available



A = Diameter
 B = Original Height
 C = Original Thickness
 D = No. of Bolt Holes

Model	Years	F/R	DBA No.	STREET	STREET	STREET	4000	4000	4000	5000	Solid/ Vented	Dimensions (mm)				Pad No.	Pad Notes
				OED	T2	X	HD	T3	XS	T3		A	B	C	D		

RAM 1500 4WD

1500 UTE 5.7L V8 DS 4WD	2010-2019	F	2442	●	○	○	●	○	○		V	336	58	28	5	
		R	2443	●	○	○	●	○	○		V	352	72.1	22	5	
1500 UTE 5.7L V8 DT Gen 4 4WD	2019-on	F	43266				●	●			V	378	67.5	30	6	
		R	43247				●	●			V	375	53	22	6	

RAM 2500 4WD

2500 UTE 6.7L V8 TD DJ 4WD	2013-2019	F	3706E	●	○						V	360	102.2	39	8	
		R	3697E	●	○						V	358	124.8	34	8	

RAM 3500 4WD

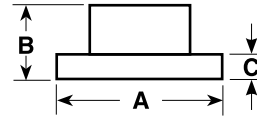
3500 UTE 6.7L V8 TD D2 4WD	2013-2019	F	3706E	●	○						V	360	102.2	39	8	
		R	3697E	●	○						V	358	124.8	34	8	

4WD & AWD Catalogue 2021

● = DBA Ranged Item

○ = Special Order Item

BLANK = Not Available

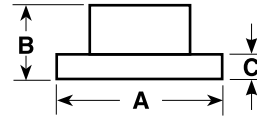


A = Diameter
B = Original Height
C = Original Thickness
D = No. of Bolt Holes

Model	Years	F/R	DBA No.	STREET STREET STREET 4000 4000 4000 5000 Solid/Vented							Dimensions (mm)				Pad No.	Pad Notes
				OED	T2	X	HD	T3	XS	T3	A	B	C	D		
ALASKAN 4WD																
D23 Series 2.3L TD 4WD	11/2015-on	F	2332E	●	●		●	●	○		V	295.6	53	28	6	DB2374
KOLEOS AWD / 4WD																
H45 Series 2.0L TD & 2.5L AWD	09/2008-08/2016	F	2329	●	○						V	320	44	28	5	DB1696
		R	574	●	●	●	○	●	●		V	292	62	16	5	DB1509, DB2340 <i>Alt Pad fit.</i>
HZG Series 2.5L AWD	08/2016-on	F	2620E	●	○		○	●			V	296	44	26	5	DB2341, DB2345 <i>Alt Pad fit.</i>
HZG Series 2.0L TD AWD		F	2622E	●	○		○	●			V	320	44	28	5	DB2341, DB2345 <i>Alt Pad fit.</i>
HZG Series All AWD		R	2621E	●	○		○	○			V	292	47	16	5	DB2340
SCENIC 4WD																
JA Series 2.0L 4WD	05/2001-06/2004	F	2353E	●	●	○		●			V	280	44	24	4	
		R	3705E	●	●						S	274	82.2	11	4	

4WD & AWD Catalogue 2021

- = DBA Ranged Item
- = Special Order Item
- BLANK = Not Available



A = Diameter
 B = Original Height
 C = Original Thickness
 D = No. of Bolt Holes

Model	Years	F/R	DBA No.	STREET	STREET	STREET	4000	4000	4000	5000	Solid/ Vented	Dimensions (mm)				Pad No.	Pad Notes
				OED	T2	X	HD	T3	XS	T3		A	B	C	D		

KAROQ

NU Series 2.0L Turbo AWD	07/2019-on	F	2806E	●	●	●	●	●	●	●	V	312	49.8	25	5	
		R	2814E	●	●	○	●	●			S	272	48.2	9.7	5	

KODIAQ AWD / 4WD

NS Series PR Code 1ZA AWD	10/2016-on	F	2806E	●	●	●	●	●	●		V	312	49.8	25	5	
NS Series PR Code 1LA AWD		F	2830E	●	●	○	●	●	○	●	V	340	49.7	30	5	
NS Series PR Code 1KU AWD		R	2837E	●	●	○	●	●			S	300	48.3	12	5	DB2384

OCTAVIA AWD / 4WD

1Z Series 1.9 & 2.0L TD PR Codes 1ZF & 1ZM AWD	2006-01/2013	F	2812E	●	●	○					V	280	49	22	5	DB1849, DB2402 <i>Alt Pad fit.</i>
1Z Series 1.9 & 2.0L TD PR Code 1ZE AWD		F	2810E	●	●	○					V	288	49.7	25	5	DB1849, DB8849 <i>Check app.</i>
1Z Series 1.9 & 2.0L TD PR Codes 1LP & 1LL AWD		F	2806E	●	●	●	●	●	●		V	312	49.8	25	5	DB1849, DB8849 <i>Check app.</i>
1Z Series 1.9 & 2.0L TD PR Code 1KD AWD		R	2811E	●	●	○					S	253	51.5	10	5	DB1865, DB2384 <i>Alt Pad fit.</i>
1Z Series 1.9 & 2.0L TD PR Code 1KF AWD		R	2813E	●	●	○					S	259.8	48.5	12	5	DB1865 <i>Check application</i>
1Z Series 1.9 & 2.0L TD PR Codes 1KS & 1KT AWD		R	2814E	●	●	○	●	●			S	272	48.2	9.7	5	DB1865, DB2384, DB2415 <i>Alt Pad fitment</i>
1Z Series 1.9 & 2.0L TD PR Code 1KP AWD		R	2807E	●	●	○	●	●	○		S	285.6	48.4	11.7	5	DB1865 <i>Check application</i>

OCTAVIA SCOUT AWD / 4WD

NE Series 1.8L, 2.0L TD & 2.0L PR Code 1ZE AWD	2013-on	F	2810E	●	●	○					V	288	49.7	25	5	DB1849 <i>Check application</i>
NE Series 1.8L, 2.0L TD & 2.0L PR Codes 1ZA & 1ZB AWD		F	2806E	●	●	●	●	●	●		V	312	49.8	25	5	DB1849, DB8849 <i>Check app.</i>
NE Series 1.8L, 2.0L TD & 2.0L PR Code 1LG AWD		F	2830E	●	●	○	●	●	○	●	V	340	49.7	30	5	DB8849 <i>Check application</i>
NE Series 1.8L, 2.0L TD & 2.0L PR Code 1KD AWD		R	2811E	●	●	○					S	253	51.5	10	5	DB1865, DB2384, DB2415 <i>Alt Pad fitment</i>
NE Series 1.8L, 2.0L TD & 2.0L PR Codes 1KS & 1KT AWD		R	2814E	●	●	○	●	●			S	272	48.2	9.7	5	DB1865, DB2384, DB2415 <i>Alt Pad fitment</i>
NE Series 1.8L, 2.0L TD & 2.0L PR Code 1KW AWD		R	2809E	●	●	○	●	●	●		V	310	49	22	5	

SuperB AWD / 4WD

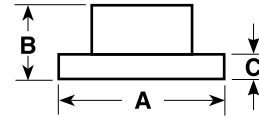
3T Series 2.0L TD & 3.6L PR Code 1ZE AWD	05/2009-05/2015	F	2810E	●	●	○					V	288	49.7	25	5	DB1849, DB2210 <i>Check app.</i>
3T Series 2.0L TD & 3.6L PR Codes 1LJ & 1ZA AWD		F	2806E	●	●	●	●	●	●		V	312	50	24.8	5	DB1849, DB2210 <i>Check app.</i>
3T Series 2.0L TD & 3.6L PR Code 1LK AWD		F	2808E	●	●	○	●	●	●	●	V	345	50	30	5	DB1849, DB2210 <i>Check app.</i>
3T Series 2.0L TD & 3.6L PR Code 1KF AWD		R	2813E	●	●	○					S	259.8	48.5	12	5	DB1865 <i>Check application</i>
3T Series 2.0L TD & 3.6L PR Code 1KS AWD		R	2814E	●	●	○	●	●			S	272	48.2	9.7	5	DB1865, DB2384 <i>Check app.</i>
3T Series 2.0L TD & 3.6L PR Code 1KJ AWD		R	2816E	●	●	○	●	●	○		S	282	47.3	12	5	DB1865 <i>Check application</i>
3T Series 2.0L TD & 3.6L PR Code 2EA AWD		R	2809E	●	●	○	●	●	●		V	310	49	22	5	DB1865, DB2384 <i>Check app.</i>
NP Series Turbo PR Code 1LA AWD	09/2015-on	F	2830E	●	●	○	●	●	○	●	V	340	49.7	30	5	DB2383 <i>Check application</i>
NP Series Turbo PR Codes 1KZ & 2EA AWD		R	2809E	●	●	○	●	●	●		V	310	49	22	5	

4WD & AWD Catalogue 2021

● = DBA Ranged Item

○ = Special Order Item

BLANK = Not Available



A = Diameter
B = Original Height
C = Original Thickness
D = No. of Bolt Holes

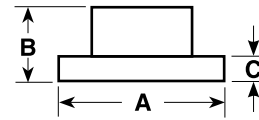
Model	Years	F/R	DBA No.	STREET OED	STREET T2	STREET X	4000 HD	4000 T3	4000 XS	5000 T3	Solid/Vented	Dimensions (mm)				Pad No.	Pad Notes		
												A	B	C	D				

YETI AWD / 4WD

5L Series 1.4L, 1.8 & 2.0L TD PR Code 1ZF AWD	2010-on	F	2812E	●	○	○					V	280	49	22	5	DB1849	<i>Check application</i>
5L Series 1.4L, 1.8 & 2.0L TD PR Code 1ZE AWD		F	2810E	●	●	○					V	288	49.7	25	5	DB1849	<i>Check application</i>
5L Series 1.4L, 1.8 & 2.0L TD PR Code 1ZA AWD		F	2806E	●	●	●	●	●	●		V	312	49.8	25	5	DB1849	<i>Check application</i>
5L Series 1.4L, 1.8 & 2.0L TD PR Code 1KD AWD		R	2811E	●	●	○					S	253	51.5	10	5	DB1865	<i>Lucas caliper check app.</i>
5L Series 1.4L, 1.8 & 2.0L TD PR Code 1KS AWD		R	2814E	●	●	○	●	●			S	272	48.2	9.7	5	DB1865	<i>Lucas caliper check app</i>
5L Series 1.4L, 1.8 & 2.0L TD PR Code 1KJ AWD		R	2816E	●	●	○	●	●	○		S	282	47.3	12	5	DB1865	<i>Lucas caliper check app</i>

4WD & AWD Catalogue 2021

- = DBA Ranged Item
- = Special Order Item
- BLANK = Not Available



- A = Diameter
- B = Original Height
- C = Original Thickness
- D = No. of Bolt Holes

Model	Years	F/R	DBA No.	STREET STREET STREET 4000 4000 4000 5000 Solid/Vented							Dimensions (mm)				Pad No.	Pad Notes
				OED	T2	X	HD	T3	XS	T3	A	B	C	D		

FORESTER AWD / 4WD

SF Series 2.0L AWD	8/1997-02/2002	F	648E	●	●	●	●	●	●	●	V	277	57	24	5	DB1342, DB1491 <i>Non 4 piston Alt ernate Pad fitment</i>
		R	644	●	●	○	●	●	○		S	266	67.5	10	5	DB1379
SG Series 2.0 & 2.5L X, XS, XT AWD	07/2002-11/2007	F	650E	●	●	●	●	●	●	●	V	294	57	24	5	DB1491
		R	644	●	●	○	●	●	○		S	266	67.5	10	5	DB1379, DB1672 <i>Alt Pad fit.</i>
SG Series 2.0 & 2.5L X, XS, XT Vented AWD		R	653	●	●	●	●	●	○		V	290	67.5	18	5	DB1379, DB1672 <i>Alt Pad fit.</i>
		F	650E	●	●	●	●	●	●	●	V	294	57	24	5	DB1491 <i>Non 4 piston</i>
SH Series / SH9 Chassis 2.5L AWD	03/2008-01/2013	R	2659E-10	●	●	○	○	●	○		S	286	63.5	10	10	DB1803
		F	650E	●	●	●	●	●	●	●	V	294	57	24	5	DB1722 <i>Non 4 piston</i>
SJ Series 2.0L, 2.0L D & 2.5L <i>Check Specs</i> AWD	01/2013-2015	F	2650E-10	●	●	●	●	●	○	●	V	316	56.7	30	10	DB1722 <i>Non 4 piston</i>
		R	2667	●	●	○					S	273	63.5	10	5	DB1803
SJ Series 2.0L, 2.0L DL / DS & 2.5L <i>Check Specs</i> AWD		R	2669	●	●						V	278	61.7	18	5	DB1803
		F	3058E								V	315	48.5	28	5	
SK SKE Chassis 2.0L Hybrid AWD	11/2019-on	R	3713E								V	285	46.4	17	5	

TRIBECA AWD / 4WD

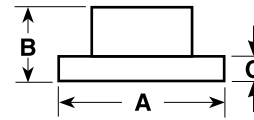
3.0 & 3.6L AWD	11/2006-01/2014	F	2650E-10	●	●	●	●	●	○	●	V	316	56	30	10	DB1722
		R	2653-10	●	●		●	●			V	320	66	18	10	DB1789
VI Series 2.0L Turbo AWD	03/2014-on	F	2650E-10	●	●	●	●	●	○	●	V	316	56.7	30	10	
		R	2659E-10	●	●	○	●	●	●		S	286	63.5	10	10	
		R	2662E	●	○		●	○			V	300	46.4	17	5	

XV

XV Series GP7 Chassis 2.0L AWD	01/2012-05/2017	F	650E	●	●	●	●	●	●	●	V	294	57	24	5	DB1491
		R	2667E	●	●	○					S	273	63.5	10	5	DB1803
XV Series GT7 Chassis 2.0L AWD	05/2017-on	F	3054E	●	○	○					V	293	48.2	24	5	DB1491
		R	3053E	●	○						V	285	46.4	17	5	DB2398
XV Series GTE Chassis 2.0L AWD Hybrid	12/2019-on	F	3054E	●	○	○					V	293	48.2	24	5	DB1491
		R	3053E	●	○						V	285	46.4	17	5	DB2398

4WD & AWD Catalogue 2021

- = DBA Ranged Item
- = Special Order Item
- BLANK = Not Available



A = Diameter
 B = Original Height
 C = Original Thickness
 D = No. of Bolt Holes

Model	Years	F/R	DBA No.	STREET STREET STREET 4000 4000 4000 5000 Solid/Vented							Dimensions (mm)				Pad No.	Pad Notes
				OED	T2	X	HD	T3	XS	T3	A	B	C	D		

KIZASHI AWD / 4WD

FR Series 2.4L Sport AWD	08/2010-06/2016	F	2579E	●	○							V	300	49	26	5	
		R	2577E	●	○								S	278	46	12	5

SAMURAI 4WD

SJ70 Chassis 1.3L 4WD	1990-1996	F	513	●	○							S	290	46.5	10	5	
-----------------------	-----------	---	-----	---	---	--	--	--	--	--	--	---	-----	------	----	---	--

SIERRA /JIMNY 4WD

SIERRA SJ410 & SJ413 Series 1.0 & 1.3L 4WD	1981-2000	F	510	●	○							S	290	46.5	10	5	
JIMNY SN413 Series 107mm Centre Hole 4WD	10/1998-01/2019	F	513	●	○							S	290	46.5	10	5	
JIMNY SN413 Series 108mm Centre Hole – from Chassis 00203805 – 4WD		F	587	●	●								S	290	46	10	5

S-Cross AWD / 4WD

JY Series 1.6L AWD	01/2014-on	F	2574E	●	○							V	280	47	22	5	
		R	2589E	●	○								S	259	43.2	9	5

SX4 AWD / 4WD

RW420 Series 2.0L AWD	07/2006-on	F	2586	●	○	○						V	280	47	22	5	
		R	2587	●	○								S	278	43	9	5

VITARA 4WD

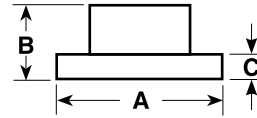
SE 416 Series 1.6L 4WD	07/1988-04/2000	F	513	●	●							S	290	46.5	10	5	
SE 416 Series 4 Door Estate LWB <i>Check Specs</i> 4WD	1991-1998	F	514	●	○							V	287	46	17	5	
LY Series 1.6L Petrol 4WD	09/2015-01/2019	F	2574E	●	○							V	280	47	22	5	
		R	2589E	●	○								S	259	43.2	9	5

VITARA GRAND 4WD

SQ420 2.0L LWB, SQ625 2.5 & XL7 JA627 V6 4WD	04/1998-08/2005	F	579	●	○	○						V	310	29	22	5	
JB / JT Series 1.6L, 1.9L TD & 2.8L V6 4WD	09/2006-09/2014	F	2580E	●	○	○	●	●				V	295	49.5	25	5	
JB / JT Series 1.6L, 1.9L TD & 2.8L V6 <i>If Rotor Fitted</i> 4WD		R	2581E	●	○								V	308	57	16	5

4WD & AWD Catalogue 2021

- = DBA Ranged Item
- = Special Order Item
- BLANK = Not Available



- A = Diameter
- B = Original Height
- C = Original Thickness
- D = No. of Bolt Holes

Model	Years	F/R	DBA No.	STREET STREET STREET 4000 4000 4000 5000 Solid/Vented								Dimensions (mm)				Pad No.	Pad Notes
				OED	T2	X	HD	T3	XS	T3	A	B	C	D			

4 RUNNER 4WD

LN60 & YN60 2.0L 2.5L 4WD	07/1984-10/1985	F	154	●	●							S	302	49	12.7	6	DB288
LN61 Series 2.5L TD 4WD	11/1985-10/1989	F	780	●	●	○						V	289	64.5	20	6	DB288, DB1149, DB1199 <i>Alt Pad fitment</i>
YN63 Series 2.3L 4WD		F	780	●	●	○						V	289	64.5	20	6	DB288, DB1149, DB1199 <i>Alt Pad fitment</i>
LN130 Series 2.8L TD <i>Check Specs</i> 4WD	10/1989-06/1996	F	775	●	●							V	291	66	25	6	DB1149, DB1199 <i>Alt Pad fitment</i>
LN130 Series 2.8L TD <i>Check Specs</i> 4WD		F	780	●	●	○						V	289	64.5	20	6	DB288, DB1149, DB1199 <i>Alt Pad fitment</i>
RN130 Series 2.4L <i>Check Specs</i> 4WD		F	775	●	●							V	291	66	25	6	DB1149, DB1199 <i>Alt Pad fitment</i>
RN130 Series 2.4L <i>Check Specs</i> 4WD		F	780	●	●	○						V	289	64.5	20	6	DB288, DB1149, DB1199 <i>Alt Pad fitment</i>
VZN130 Series 3.0L <i>Check Specs</i> 4WD	04/1989-12/1996	F	775	●	●							V	291	66	25	6	DB1149, DB1199 <i>Alt Pad fitment</i>
VZN130 Series 3.0L <i>Check Specs</i> 4WD		F	780	●	●	○						V	289	64.5	20	6	DB288, DB1149, DB1199 <i>Alt Pad fitment</i>
YN130 Series 2.3L 4WD	10/1989-1990	F	780	●	●	○						V	289	64.5	20	6	DB288, DB1149, DB1199 <i>Alt Pad fitment</i>

C-HR AWD / 4WD

NGX50R Series 1.2L Turbo AWD	02/2017-on	F	2766E	●	●							V	298	49.3	28	5	
		R	2765E	●	●							S	281	44.3	12	5	

FJ CRUISER 4WD

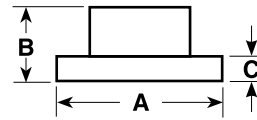
GSJ15 Series 4.0L 4WD	03/2011-12/2016	F	2716E	●	●	●	●	●	●	●		V	319	67.5	28	6	DB1482
		R	2737E	●	●	●	●	●	●	●		V	312	68	18	6	DB1200

FORTUNER / VIGO / PRERUNNER 4WD

All Models <i>Check Specs</i>	2005-on	F	2714E	●	●	●	●	●	●	○		V	297	67	25	6	DB1739, DB2221 <i>Alt Pad fit.</i>
All Models <i>Check Specs</i>		F	2716E	●	●	●	●	●	●	●		V	319	67.5	28	6	DB1482
All Models <i>Check Specs</i>		R	793	●	●	●	●	●	●	●		V	312	68	18	6	DB1200
GUN156R Series 2.7L TD	11/2015-on	F	2700E	●	●	●	●	●	●	●		V	338	68	28	6	DB2380
GUN156R Series 2.7L TD		R	2737E	●	●	●	●	●	●	●		V	312	68	18	6	DB1200

HI-LUX 4WD / REVO / SURF / SW4 / VIGO 4WD

LN36 & 46 Series 4WD	11/1981-10/1983	F	154	●	●							S	302	49	12.7	6	DB288
LN60 & 65 Series 4WD		F	154	●	●							S	302	49	12.7	6	DB288
RN36 & 46 Series 4WD	04/1979-10/1983	F	154	●	●							S	302	49	12.7	6	DB288
RN60 & 65 Series 4WD	11/1983-1989	F	154	●	●							S	302	49	12.7	6	DB288
YN60, 65 & 67 Series 4WD	1983-1988	F	154	●	●							S	302	49	12.7	6	DB288
RN 105, LN 106, YN 106 Series 4WD	8/1988-7/1997	F	151	●	●	●	●	●	●	●		V	302	49	20	6	DB288, DB1149 <i>Alt Pad fit.</i>
LN106, 111, 130 & 131, RN110 & 130, VZN130, KZN130 Series 4WD	8/1991-1997	F	775	●	●							V	291	66	25	6	DB1149, DB1199 <i>Alt Pad fit.</i>
LN61, 107, 111, 130, 167 & 172 Series	08/1985-2005	F	780	●	●	○						V	289	64.5	20	6	DB288, DB1149, DB1199 <i>Alt Pad fitment</i>
RN106, 110 & 130 Series 4WD	1988-1998	F	780	●	●	○						V	289	64.5	20	6	DB288, DB1149, DB1199 <i>Alt Pad fitment</i>
YN61 & 130 Series 4WD	1984-1991	F	780	●	●	○						V	289	64.5	20	6	DB288, DB1149, DB1199 <i>Alt Pad fitment</i>
RZN169 & 174 Series 4WD	11/1997-10/2002	F	780	●	●	○						V	289	64.5	20	6	DB288, DB1149, DB1199 <i>Alt Pad fitment</i>
KZN165 Series 4WD	12/1999-04/2005	F	780	●	●	○						V	289	64.5	20	6	DB288, DB1149, DB1199 <i>Alt Pad fitment</i>
VZN130, 167 & 172 Series 4WD	1990-04/2005	F	780	●	●	○						V	289	64.5	20	6	DB288, DB1149, DB1199 <i>Alt Pad fitment</i>



A = Diameter
B = Original Height
C = Original Thickness
D = No. of Bolt Holes

Model	Years	F/R	DBA No.	STREET	STREET	STREET	4000	4000	4000	5000	Solid/ Vented	Dimensions (mm)				Pad No.	Pad Notes
				OED	T2	X	HD	T3	XS	T3		A	B	C	D		

HI-LUX 4WD / REVO / SURF / SW4 / VIGO 4WD (Cont.)

KUN 20#, GGN 25, LAN25 & TGN26 Series 4WD	2005-09/2015	F	2714E	●	●	●	●	●	●		V	297	67	25	6	DB1739, DB2221	Alt Pad fit.
GGN 25 & KUN 26 Series SR5 with Vehicle Stability Control 4WD	2005-2014	F	2716E	●	●	●	●	●	●		V	319	67.5	28	6	DB1482	
GUN126R Series Single CAB 4WD	2015-on	F	2714E	●	●	●	●	●	●		V	297	67	25	6	DB1739/DB2221	Alt Pad fitment
GUN125, GUN126 Duel Cab & GGN125 Series 4WD		F	2716E	●	●	●	●	●	●		V	319	67.5	28	6	DB1482	

HI-LUX TRD 4WD 4WD

GGN25 Series 4.0L Supercharged mainly VIN MR0FU29 <i>Check Specs</i> 4WD	2005-2007	F	2700E	●	●	●	●	●	●		V	338	68	28	6	DB7599	PBR Caliper
--	-----------	---	-------	---	---	---	---	---	---	--	---	-----	----	----	---	--------	-------------

KLUGER / HIGHLANDER AWD / 4WD

MCU28R Series 3.3L 4WD	11/2003-07/2007	F	2710	●	○						V	296	50	28	5		
		R	2703	●	●	●	●	●	●	●		S	288	69.5	10	5	
GSU45 Series 3.5L 4WD	08/2007-02/2014	F	2748E	●	●	●	●	●	●	○	V	328	49.5	28	5	DB2004	
		R	2735E	●	●	●						S	309	69.7	10	5	DB2005
GSU55 Series 3.5L AWD	03/2014-2018	F	2748E	●	●	●	●	●	●	○	V	328	49.5	28	5	DB2004	
		R	2733	●	●	●	●	●				S	309	62.6	10	5	DB2245

LANDCRUISER, BUNDERA 4WD

BJ42/60/70/73/74 Series 4WD	8/1980-1991	F	151	●	●	●	●	●	●	○	V	302	49	20	6	DB288, DB1149	Alt Pad fitment
FJ40/60/70, FZJ75, LZJ70, HJ47/60/61/75, HZJ70/73/75 & PZJ70/73/75 4WD	1980-1999	F	151	●	●	●	●	●	●	○	V	302	49	20	6	DB288, DB1149	Alt Pad fitment
RJ70 & LJ70 Series 4WD	11/1984-8/1992	F	154	●	●						S	302	49	12.7	6	DB288	
FJ#, HZJ70/73/75 & FZJ 75 Series 4WD	1990-1999	R	787	●	●	○					V	312	68	18	6	DB1200	

LANDCRUISER – 70 Series 4WD

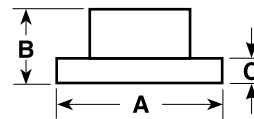
76, 78 & 79 Series 4WD	8/1999-07/2016	F	790	●	●	●	●	●	●	●	V	322	65	32	5	DB1365	
		R	794	●	●	●	●	●	●	○		V	312	102.5	18	5	DB1200

LANDCRUISER – 80 Series 4WD

FJ80, HDJ80, HZJ80 Series 4WD	1990-8/1992	F	782	●	●	●					V	286	58	25	6	DB288, DB1199	Alt Pad fitment
FJ80, HDJ80, HZJ80 Early 80 Series 4WD		R	785	●	●	●						V	312	103	18	6	DB1200
FZJ80, HDJ80, HZJ80 Series 4WD	8/1992-1/1998	F	784	●	●	●	●	●	●	●	V	311	58	32	6	DB1199	
FZJ80, HDJ80, HZJ80 Late 80 Series 4WD		R	786	●	●	●	●	●	●	○		V	336	103	18	6	DB1200

LANDCRUISER – 100 Series 4WD

UZJ100R V8 & HDJ100R TD 6 Cyl Series + Lexus LX470 V8 4WD	1998-10/2007	F	788	●	●	●	●	●	●		V	312	71	32	5	DB1365		
UZJ100R V8 & HDJ100R TD 6 Cyl Series + Lexus LX470 V8 4WD		R	789	●	●	●	●	●	●	●		V	330	103	18	5	DB1383	
FZJ105R & HZJ105R Series Fixed Front Axle Version 4WD		F	790	●	●	●	●	●	●	●		V	322	65	32	5	DB1365	
FZJ105R & HZJ105R Series Fixed Front Axle Version 4WD		R	791	●	●	○	●	●	●	●		V	335	103	18	5	DB1200	

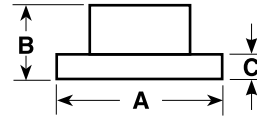


A = Diameter
B = Original Height
C = Original Thickness
D = No. of Bolt Holes

Model	Years	F/R	DBA No.	STREET STREET STREET 4000 4000 4000 5000 Solid/Vented							Dimensions (mm)				Pad No.	Pad Notes
				OED	T2	X	HD	T3	XS	T3	A	B	C	D		
LANDCRUISER – 200 Series 4WD																
UZJ200 Series 4.7L V8 & VDJ200 4.5L V8 TD Twin Turbo 4WD	09/2007-09/2015	F	2722E	●	●	●	●	●	●		V	340	83.6	32	5	DB1838
		R	2723E	●	●	●	●	●	●		V	345	76.5	18	5	DB1857
VDJ200 – MY16 – Series 18 Inch Rim Also Fits Tundra 4WD	10/2015-on	F	2724E	●	●	●	●	●	●		V	354	83.5	32	5	DB1838
		R	2723E	●	●	●	●	●	●		V	345	76.5	18	5	DB1857
URJ202 Series 4.6L V8 4WD		F	2722E	●	●	●	●	●	●		V	340	83.6	32	5	DB1838
URJ202 Series 4.6L V8 18 Inch Rim <i>Check Specs</i> 4WD		F	2724E	●	●	●	●	●	●		V	354	83.5	32	5	DB1838
URJ202 Series 4.6L V8 4WD		R	2723E	●	●	●	●	●	●		V	345	76.5	18	5	DB1857
PRADO – 90 Series 4WD																
VZJ90 & 95 / KZJ90 & 95 / RZJ90 & 95 / LJ90 Series 4WD	7/1996-02/2003	F	792	●	●	●	●	●	●		V	319	70	22	6	DB1149, DB1482 <i>Alt Pad fit.</i>
		R	793	●	●	●	●	●	●		V	312	68	18	6	DB1149, DB1482
PRADO – 120 Series 4WD																
GRJ120, KDH120, RZJ120 & TRJ120 Series 4WD	10/2002-10/2009	F	2700E	●	●	●	●	●	●		V	338	68	28	6	DB1482
		R	793	●	●	●	●	●	●		V	312	68	18	6	DB1200
PRADO – 150 Series 4WD																
GDJ150/151, GRJ150/151 & TRJ150 Series 4WD	11/2009-2017	F	2736E	●	●	●	●	●	●		V	338	68.5	32	6	DB1482
		R	2737E	●	●	●	●	●	●		V	312	68	18	6	DB1200
RAV 4 4WD																
AXA10, AXA11, AXA15 & AXA16 Series 4WD	4/1994-5/2000	F	690	●	○	○					V	302	46	18	5	
ACA20, ACA21, ACA22, ACA23, ZCA25 & ZCA26 Series 4WD	5/2000-01/2006	F	692	●	●	●					V	275	49	25	5	
		R	693	●	●						S	303	62	9	5	
ACA33/36, GSA33, Series 2.4L, 3.5L 4WD	11/2005-01/2013	F	2709E	●	●	●	●	●	●		V	296	49.3	28	5	DB1800
		R	2745	●	○						S	281	55	12	5	
ACA31, ALA30/49, ASA44 & ZSA42R 2.0L, 2.3L, 2.4L 4WD	2013-02/2019	F	2709E	●	●	●	●	●	●		V	296	49.3	28	5	DB1800
		R	2745	●	○						S	281	55	12	5	
AXAA54, AXAH54 Series 2.5L Electric / Petrol 4WD	01/2019-on	F	2744	●	○	○	●	●	○		V	305	49.5	28	5	
		R	2765E	●	○	○	●	○	○		S	281	44.3	12	5	
AXAH52, AXAA54, AXAH54 Series 2.5L Electric / Petrol 4WD		F	2744E	●	○	○	●	●	○		V	305	49.5	28	5	
		R	2765E	●	○	○	●	○	○		S	281	44.3	12	5	
TUNDRA 4WD																
All Models – Also Fits Toyota Landcruiser 200 Series – 4WD	2005-2016	F	2724E	●	●	●	●	●	●		V	354	83.5	32	5	DB1838
		R	2723E	●	●	●	●	●	●		V	345	76.5	18	5	DB1857

4WD & AWD Catalogue 2021

- = DBA Ranged Item
- = Special Order Item
- BLANK = Not Available



A = Diameter
B = Original Height
C = Original Thickness
D = No. of Bolt Holes

Model	Years	F/R	DBA No.	STREET STREET STREET 4000 4000 4000 5000 Solid/Vented							Dimensions (mm)				Pad No.	Pad Notes
				OED	T2	X	HD	T3	XS	T3	A	B	C	D		

AMAROK 4WD

2H Series 2.0L TD All Models 4WD	09/2011-02/2017	F	2238E	●	●	○	●	●	○		V	302	57	28	5	DB1915
2H Series 2E4 Chassis 3.0L TD V6 4WD	09/2016-on	F	2776E	●	●		●	●	○		V	332	57	30	5	DB15001
		R	2777E	●	●		●	●			V	300	51.1	22	5	DB15002

ARTEON AWD / 4WD

3H Series 206 TSi R-Line 2.0L Turbo PR Codes 1ZA, 1ZD, 1ZK & 1ZL AWD	10/2017-on	F	2806E	●	●	●	●	●	●		V	312	49.8	25	5	DB2383 <i>PR Code 1ZD</i>
3H Series 206 TSi R-Line 2.0L Turbo PR Codes 1LA & 1LB AWD		F	2830E	●	●	●	●	●	○	●	V	340	49.6	30	5	DB8848
3H Series 206 TSi R-Line 2.0L Turbo PR Codes 1KU & 2EM AWD		R	2837E	●	●	○	●	●			S	300	48.3	12	5	
3H Series 206 TSi R-Line 2.0L Turbo PR Codes 1KZ & 2ER AWD		R	2809E	●	●	○	●	●	○		V	310	48.5	22	5	DB2415 <i>to 11/2017</i>

CADDY AWD

2K Series 2.0L Turbo PR 1ZF, 1ZM & 1ZC AWD	07/2011-08/2016	F	2812E	●	○	○					V	280	49	22	5	
2K Series 2.0L Turbo PR 1ZE AWD		F	2810E	●	●	○					V	288	49.7	25	5	
2K Series 2.0L Turbo PR 1LJ AWD		F	2806E	●	●	●	●	●	●		V	312	49.8	25	5	
2K Series 2.0L Turbo PR 1ZF AWD		R	2811E	●	○						S	253	51.5	10	5	
2K Series 2.0L Turbo PR 1LJ & 1ZE AWD		R	2813E	●	○						S	259	48.5	12	5	
2K Series 2.0L Turbo PR 1ZA, 1ZE & 1KS AWD		R	2814E	●	●	○	●	●	○		S	272	48.2	9.7	5	

TIGUAN AWD / 4WD

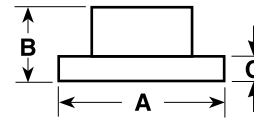
5N Series 2.0L TD AWD	11/2007-09/2016	F	2806E	●	●	●	●	●	●		V	312	49.8	25	5	DB1849
		R	2816E	●	●	○	●	●			S	282	47.3	12	5	DB1865
AD1 / 5N Series 2.0L TD & Petrol Turbo PR Codes 1ZA & 1ZD AWD	09/2016-on	F	2806E	●	●	●	●	●	●		V	312	49.8	25	5	DB2383
AD1 / 5N Series 2.0L TD & Petrol Turbo PR Codes 1LA & 1LB AWD		F	2830E	●	●	●	●	●	○	●	V	340	49.6	30	5	DB2383, DB8849 <i>Check app.</i>
AD1 / 5N Series 2.0L TD & Petrol Turbo PR Code 1KU AWD		R	2837E	●	●	○	●	●			S	300	48.3	12	5	DB2415
AD1 / 5N Series 2.0L TD & Petrol Turbo PR Code 1KZ AWD		R	2809E	●	●	○	●	●	○		V	310	48.5	22	5	DB2415

4WD & AWD Catalogue 2021

● = DBA Ranged Item

○ = Special Order Item

BLANK = Not Available

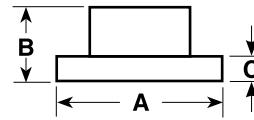


A = Diameter
B = Original Height
C = Original Thickness
D = No. of Bolt Holes

Model	Years	F/R	DBA No.	STREET STREET STREET							Solid/ Vented	Dimensions (mm)				Pad No.	Pad Notes
				OED	T2	X	HD	T3	XS	T3		A	B	C	D		
TOUAREG																	
7L Series PR Code 1LB 16 Inch Rim	2004-08/2010	F	2242	●	●	○	●	○	○		V	308	55.6	29.5	5		
7L Series PR Codes 1LA, 1LC & 1LE 17 Inch Rim		F	2244E	●	●	○	●	●	○		V	330	69	32	5	DB1676	
7L Series PR Code 1LF 18 Inch Rim		F	2246E	●	●	○	●	●	●		V	350	69	34	5	DB7878	
7L Series PR Codes 1LT & 1LU		F	42590				●	●			V	368	68.7	36	5		
7L Series PR Code 1KE 16 Inch Rim		R	2243E	●	○						V	314	76	22	5		
7L Series PR Codes 1KF & 1KQ 17 Inch Rim		R	2245E	●	●	○	●	●	○		V	330	74	28	5	DB1677 <i>Check application</i>	
7L Series PR Codes 1KD & 2EA 18 Inch Rim		R	2249E	●	●	○					V	358	73.5	28	5		
7P Series 3.0L TD, 3.4L V6 & 4.2L V8 PR Codes 1LA, 1LC & 1LE 17 Inch Rim	2011-03/2019	F	2244E	●	●	○	●	●	○		V	330	69	32	5	DB2228 <i>Brembo Caliper</i>	
7P Series 3.0L TD, 3.4L V6 & 4.2L V8 PR Codes 1LG, 1LJ & 1LW		F	2596E	●	○		●	●	○		V	360	68.5	36	5		
7P Series 3.0L TD, 3.4L V6 & 4.2L V8 PR Codes 1KJ, 1KQ & 2EG		R	2245E	●	●	○	●	●	○		V	330	74	28	5	DB2229 <i>Brembo Caliper</i>	
CR Series 3.0L TD PR Codes 1ZA & 1ZK	2018-on	F	3016E	●	○						V	349	57.2	34	5		
CR Series 3.0L TD PR Codes 1LN & 1LP		F	43014				●	●			V	375					
CR Series 3.0L TD PR Code 1LV		F	43414				●	●			V	400	57.4	38	5		
CR Series 3.0L TD PR Codes 2ED & 2EE		R	2847E	●	●	○	●	●	○		V	330	36	22	5		

4WD & AWD Catalogue 2021

- = DBA Ranged Item
- = Special Order Item
- BLANK = Not Available



A = Diameter
 B = Original Height
 C = Original Thickness
 D = No. of Bolt Holes

Model	Years	F/R	DBA No.	STREET STREET STREET 4000 4000 4000 5000 Solid/Vented								Dimensions (mm)				Pad No.	Pad Notes
				OED	T2	X	HD	T3	XS	T3	A	B	C	D			

XC40

XZ Series 2.0L Turbo	2018-on	F	3026E	●	○									V	345	48	30	5	
----------------------	---------	---	-------	---	---	--	--	--	--	--	--	--	--	---	-----	----	----	---	--

XC60

AWD Wagon	2008-2012	F	2374	●	●									V	328	52	30	5	
AWD Wagon	2008-2013	R	2375	●	●									V	305	51	22	5	
D4, T5 & T6 2.0L, D5 2.4 & 3.2L AWD – to Chassis 908132	05/2014-10/2017	F	2374	●	●									V	328	52	30	5	
From Chassis 908133		F	3728E	●	○									V	324	52	28	5	
2.0L Turbo AWD 17 Inch Rim	10/2017-on	F	3126E	●	○									V	322	48.1	28	5	
18 Inch Rim		F	3026E	●	○									V	345	48	30	5	
16 Inch Rim		R	3125E	●	○									S	302	43	12	5	
18 Inch Rim		R	3027E	●	○									V	320	43	20	5	

XC70 CROSS Country

XC70 15 Rim	03/2000-2006	F	2382	●	○									V	286	50.3	26	5	
XC70 16 Rim		F	2384	●	○									V	305	50.3	28	5	
XC70 Rear 15 & 16 Rim		R	2383	●	○									S	288	65	12	5	

XC70

15.8 Studs – 16 Inch Rim	11/2009-on	F	2080E	●	●	○								V	300	52	28	5	
17 Inch Rim		F	2082E	●	○									V	316	52	28	5	
18 Inch Rim		F	2088E	●	○									V	336	52	28	5	
Electric Hand Brake Solid Rotor		R	2087E	●	○									S	302	40.8	11	5	
Electric Hand Brake Vented Rotor		R	2089E	●	○									V	302	40.8	22	5	


XC90

2.5T, 4D Wagon 15 Inch Rim	2003-2007	F	2376	●	○									V	336	50.4	30	5	DB1658 <i>Check application</i>
3.2L 4D Wagon 15 Inch Rim	2007-on																		
D5 4D Wagon 15 Inch Rim	2005-2011																		
For 16 Inch Rim		F	2378	●	○									V	316	50.4	28	5	DB1658 <i>Check application</i>
All Above Models		R	2377	●	○									S	308	65	20	5	
T6, T8 & D5 2.0L Turbo	03/2015-on	F	3026E	●	○									V	345	48	30	5	
		R	3027E	●	○									V	320	43	20	5	

BRAKE PAD IDENTIFICATION

DB288 Suits: TOYOTA

Each Set Contains: 4 Pads 107 x 66 x 15 mm (L x H x W)




DB1148 Suits: NISSAN

Each Set Contains: 4 Pads 121 x 50.5 x 15.1 mm (L x H x W)



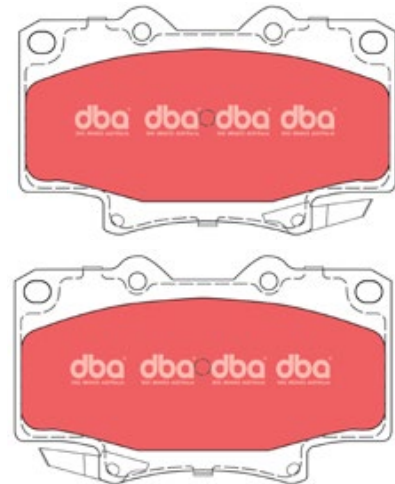
DB1149 Suits: TOYOTA

Each Set Contains: 2 Pads 119 x 67.5 x 15 mm (L x H x W)



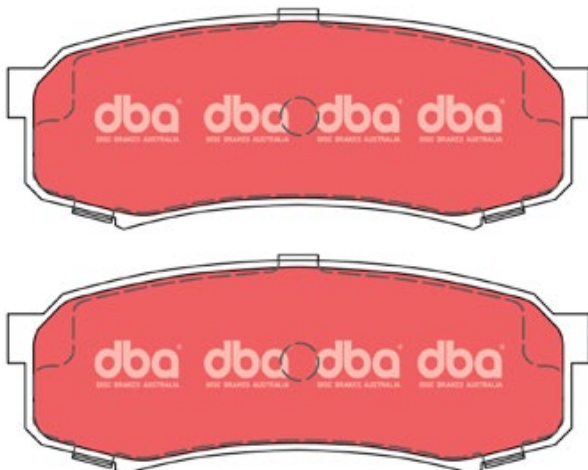
DB1199 Suits: TOYOTA

Each Set Contains: 4 Pads 119 x 72 x 15 mm (L x H x W)



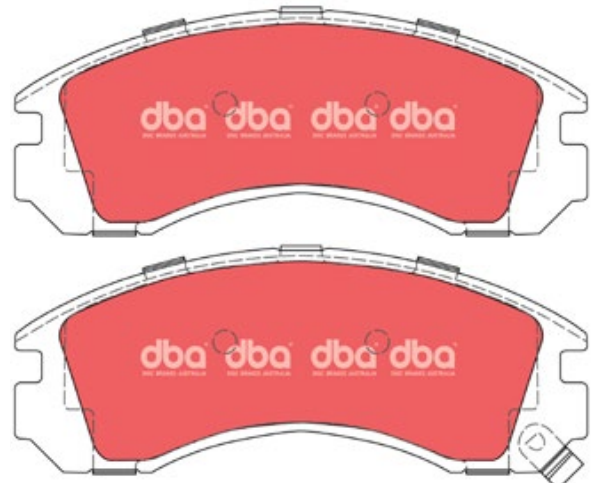
DB1200 Suits: LEXUS, MITSUBISHI, TOYOTA

Each Set Contains: 4 Pads 116.3 x 44.1 x 15.5 mm (L x H x W)



DB1223 Suits: MITSUBISHI

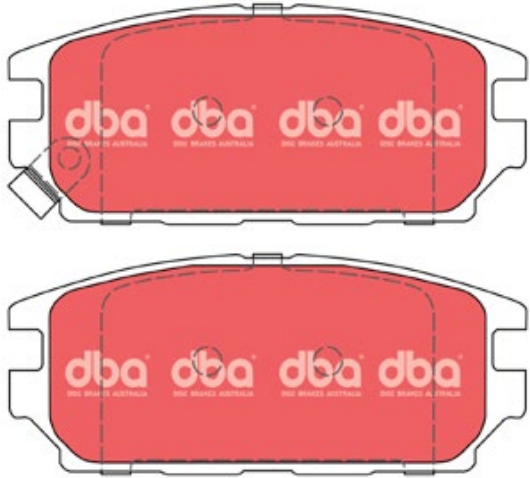
Each Set Contains: 4 Pads 149.6 x 58.4 x 15.7 mm (L x H x W)



BRAKE PAD IDENTIFICATION

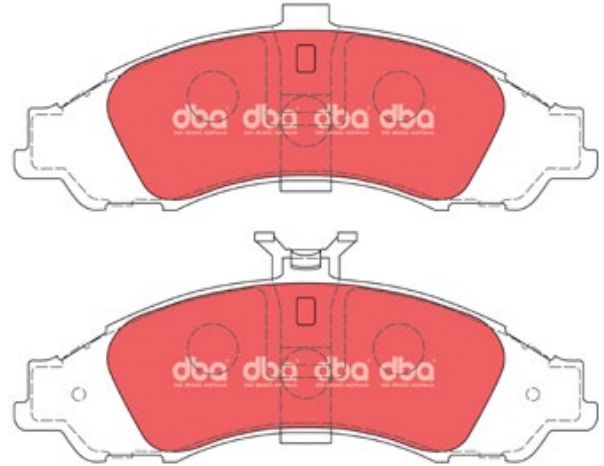
DB1238 Suits: MITSUBISHI

Each Set Contains: 4 Pads 107.6 x 45.6 x 15.3 mm (L x H x W)



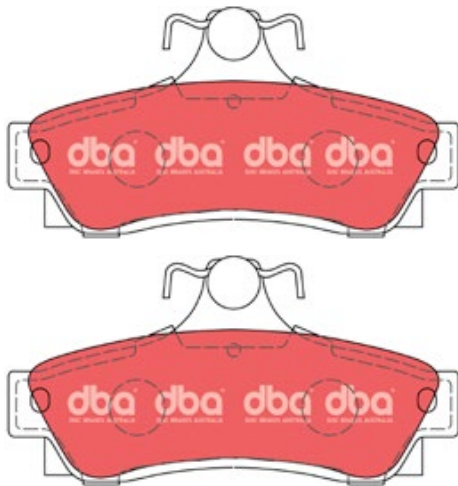
DB1331 Suits: HOLDEN

Each Set Contains: 4 Pads 183.3 x 64 x 15.6 mm (L x H x W)



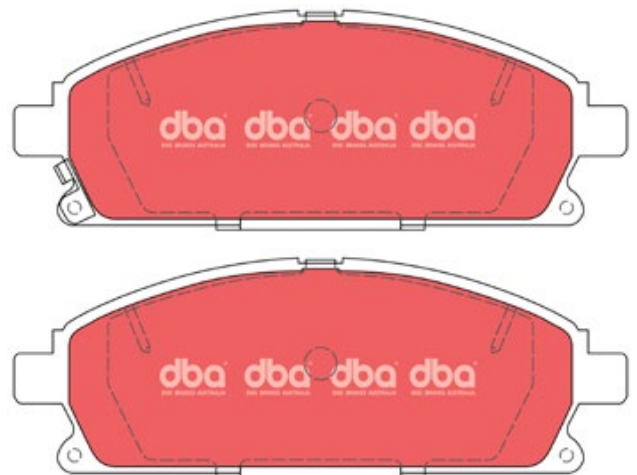
DB1332 Suits: HOLDEN

Each Set Contains: 4 Pads 113.7 x 57.6 x 17.8 mm (L x H x W)



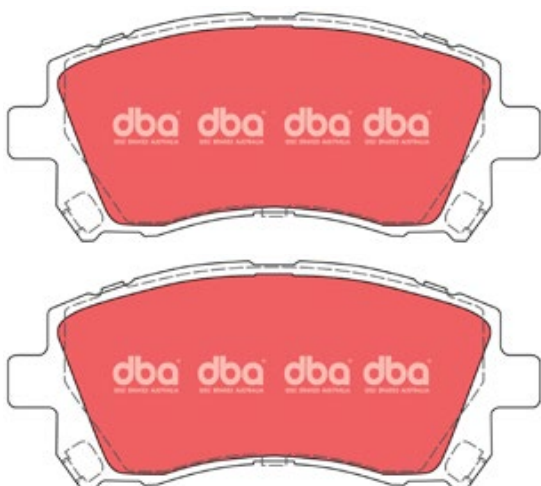
DB1333 Suits: HONDA, ISUZU, NISSAN

Each Set Contains: 4 Pads 158.8 x 56.3 x 16.5 mm (L x H x W)



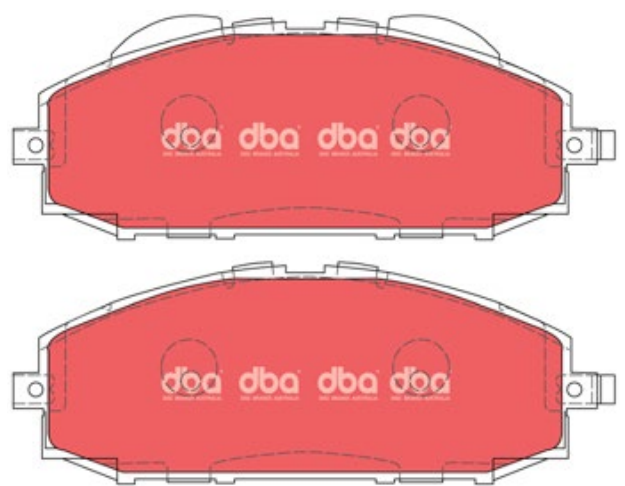
DB1342 Suits: SUBARU

Each Set Contains: 4 Pads 138 x 59.4 x 16.9 mm (L x H x W)



DB1361 Suits: NISSAN


Each Set Contains: 4 Pads 165.8 x 61.6 x 18.9 mm (L x H x W)



BRAKE PAD IDENTIFICATION

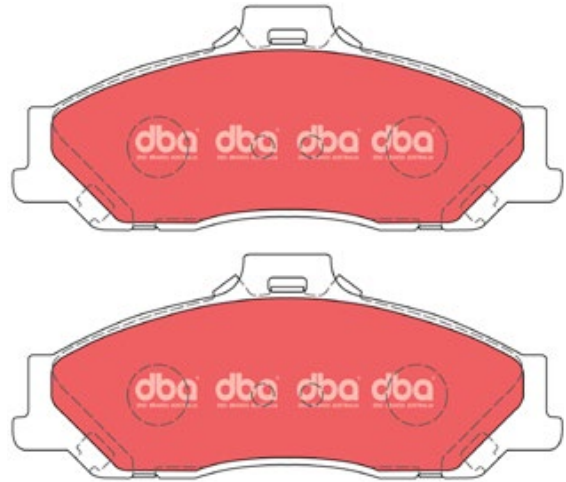
DB1365 Suits: **LEXUS, TOYOTA**

Each Set Contains: 4 Pads 119.3 x 78 x 17.4 mm (L x H x W)




DB1366 Suits: **FORD, MAZDA**

Each Set Contains: 4 Pads 151.5 x 61.85 x 16 mm (L x H x W)



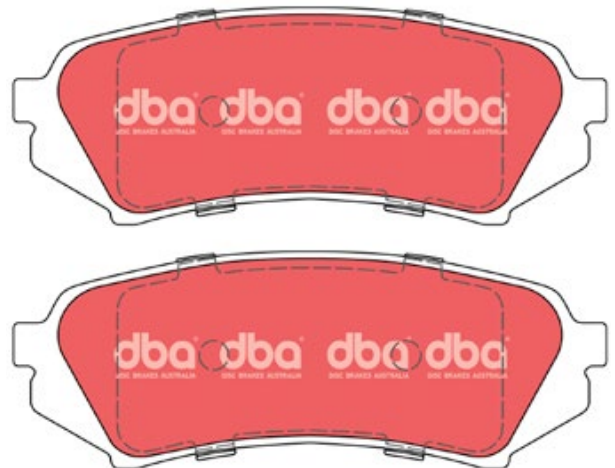
DB1379 Suits: **SUBARU**

Each Set Contains: 4 Pads 108.4 x 41.6 x 13.8 mm (L x H x W)



DB1383 Suits: **LEXUS, TOYOTA**

Each Set Contains: 4 Pads 123.1 x 45.1 x 17.4 mm (L x H x W)



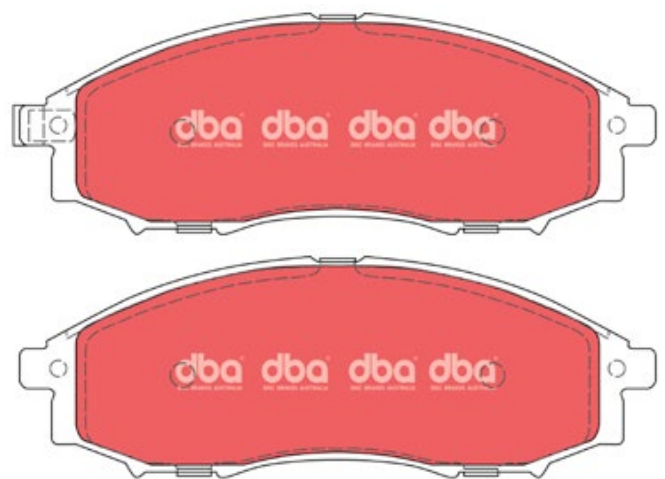
DB1390 Suits: **MITSUBISHI**

Each Set Contains: 4 Pads 79 x 59 x 15 mm (L x H x W)



DB1439 Suits: **NISSAN**

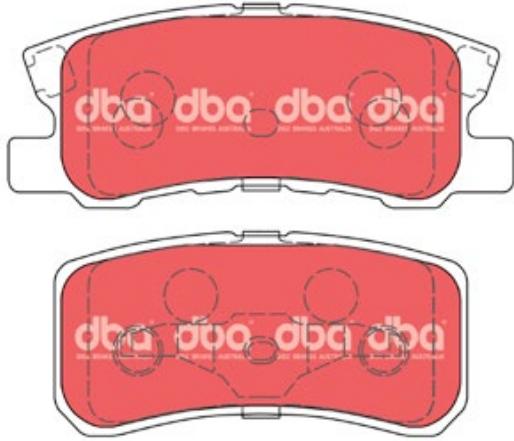
Each Set Contains: 4 Pads 164.1 x 57 x 17 mm (L x H x W)



BRAKE PAD IDENTIFICATION

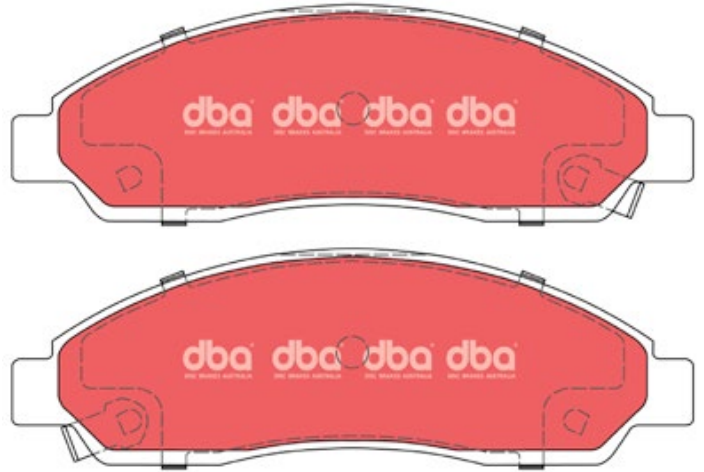
DB1464 Suits: **JEEP, MITSUBISHI**

Each Set Contains: 2 Pads 112 x 45 x 15 mm
and 2 Pads 91 x 45 x 15 mm (L x H x W)



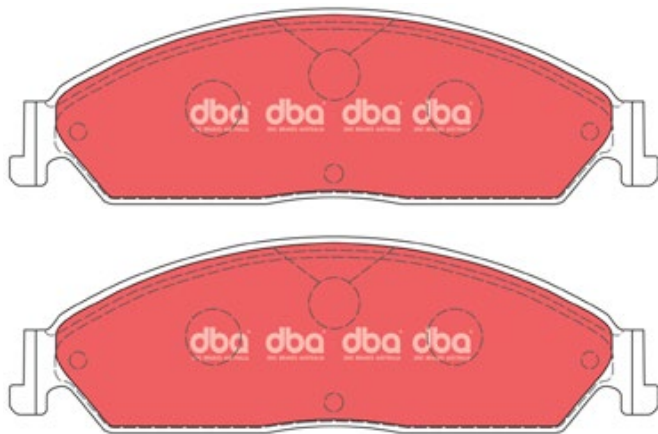
DB1468 Suits: **HOLDEN, ISUZU**

Each Set Contains: 4 Pads 167.4 x 54 x 16.2 mm (L x H x W)



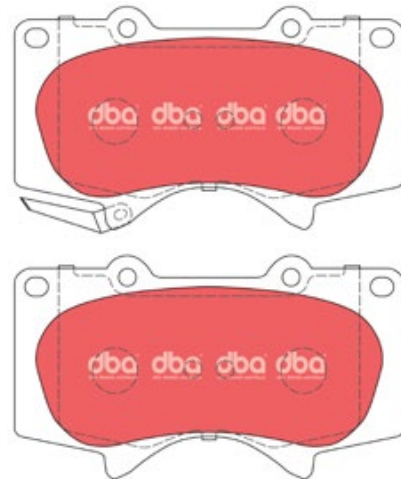
DB1473 Suits: **FORD**

Each Set Contains: 4 Pads 189.5 x 57.1 x 14 mm (L x H x W)



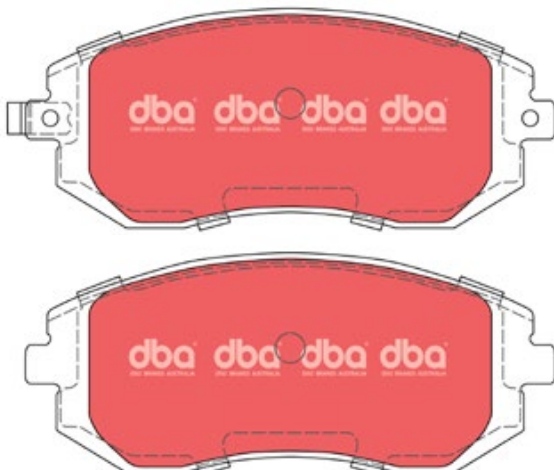
DB1482 Suits: **MITSUBISHI, TOYOTA**

Each Set Contains: 4 Pads 134.6 x 77.1 x 16.9 mm (L x H x W)



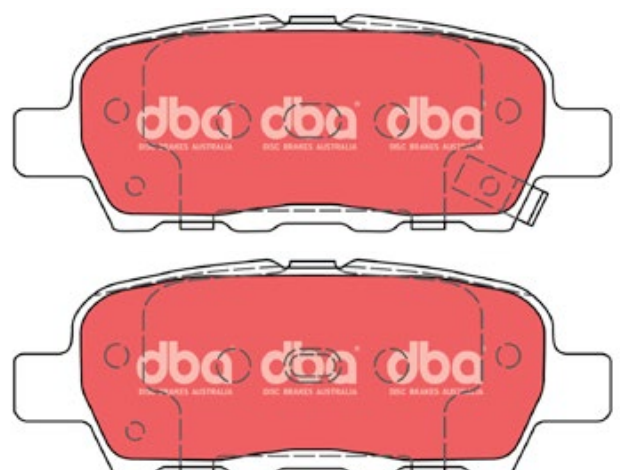
DB1491 Suits: **SUBARU**

Each Set Contains: 4 Pads 137.1 x 56.8 x 16.8 mm (L x H x W)



DB1509 Suits: **INFINITI, NISSAN**

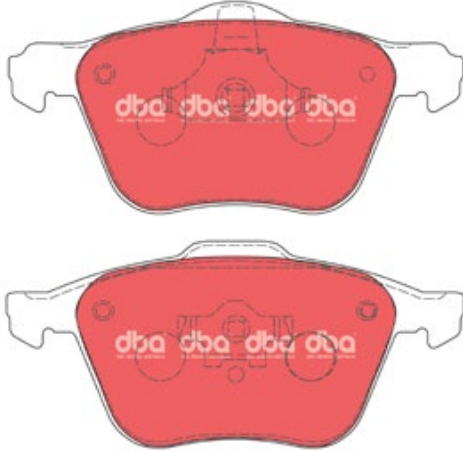
Each Set Contains: 4 Pads 105.5 x 38 x 14.2 mm (L x H x W)



BRAKE PAD IDENTIFICATION

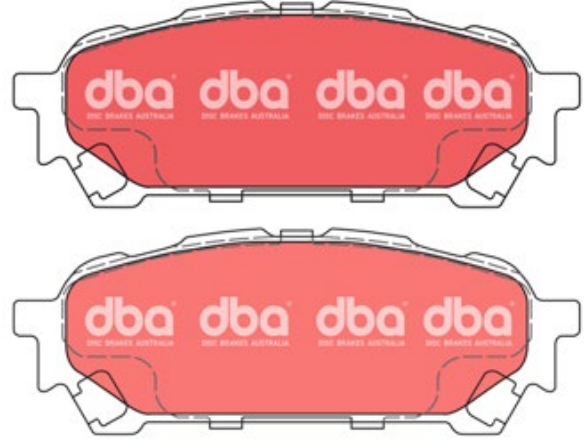
DB1658 Suits: **FORD, VW, VOLVO**

Each Set Contains: 2 Pads 155 x 72 x 18 mm
and 2 Pads 156 x 71 x 17 mm (L x H x W)



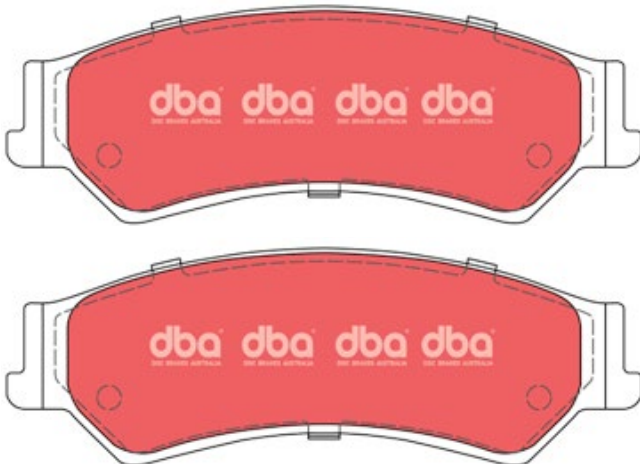
DB1672 Suits: **SUBARU**

Each Set Contains: 2 Pads 155 x 72 x 18 mm
and 2 Pads 156 x 71 x 17 mm (L x H x W)



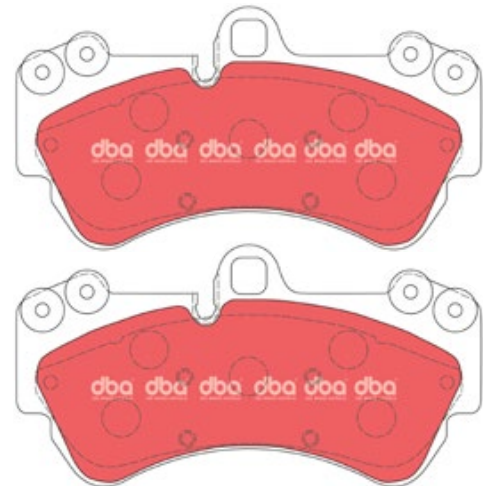
DB1675 Suits: **FORD**

Each Set Contains: 4 Pads 151.6 x 51.7 x 15.1 mm (L x H x W)



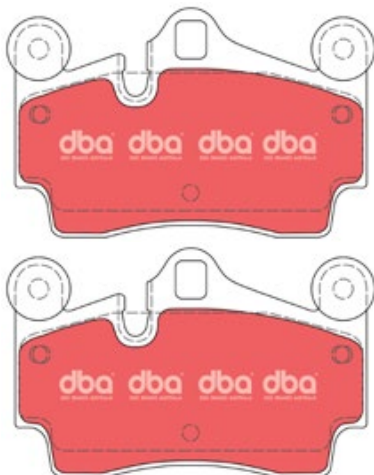
DB1676 Suits: **VW, PORSCHE**

Each Set Contains: 4 Pads 190.2 x 99.1 x 15.4 mm (L x H x W)



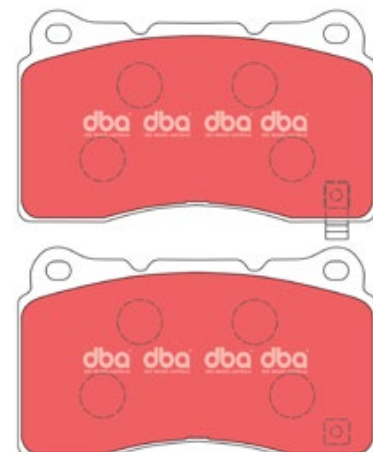
DB1677 Suits: **AUDI, PORSCHE, VW**

Each Set Contains: 4 Pads 112.1 x 73.1 x 15.5 mm (L x H x W)



DB1678 Suits: **HOLDEN, MITSUBISHI, SUBARU, VOLVO**

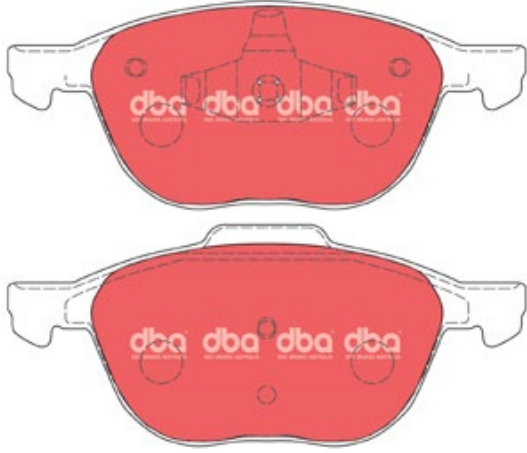
Each Set Contains: 4 Pads 131.8 x 77.3 x 14 mm (L x H x W)



BRAKE PAD IDENTIFICATION

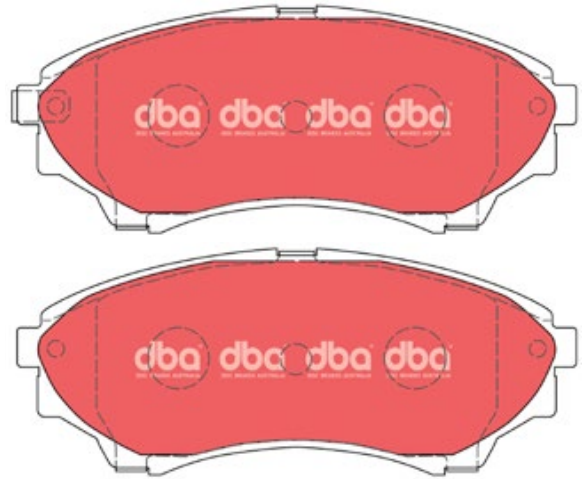
DB1679 Suits: **MAZDA, VOLVO**

Each Set Contains: 2 Pads 155.1 x 62.4 x 17.5 mm
and 2 Pads 156.4 x 67 x 17.5 mm (L x H x W)



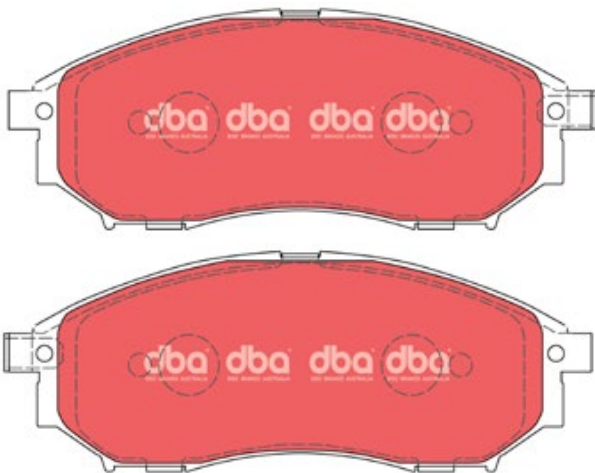
DB1681 Suits: **FORD, MAZDA**

Each Set Contains: 4 Pads 145.1 x 58.5 x 15.9 mm (L x H x W)



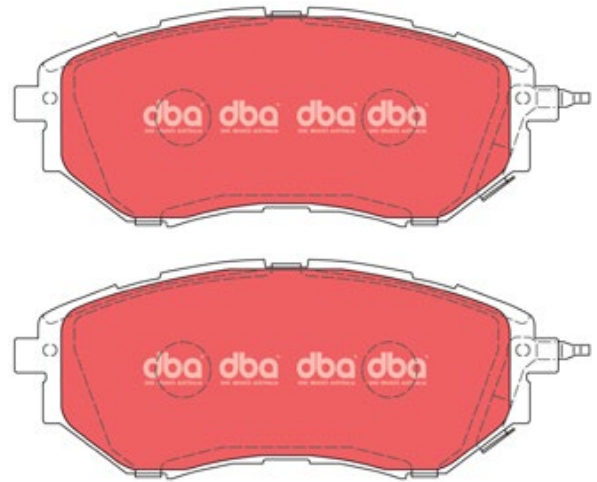
DB1696 Suits: **NISSAN, RENAULT**

Each Set Contains: 4 Pads 157.1 x 58.6 x 15.9 mm (L x H x W)




DB1722 Suits: **SUBARU**

Each Set Contains: 4 Pads 157 x 63 x 17 mm (L x H x W)



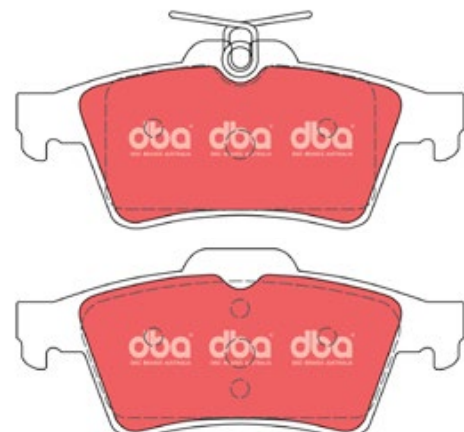
DB1739 Suits: **TOYOTA**

Each Set Contains: 4 Pads 119.1 x 67.7 x 16.8 mm (L x H x W)



DB1763 Suits: **FORD, HOLDEN, MAZDA, SAAB, VOLVO**


Each Set Contains: 4 Pads 123 x 51.9 x 15.4 mm (L x H x W)



BRAKE PAD IDENTIFICATION

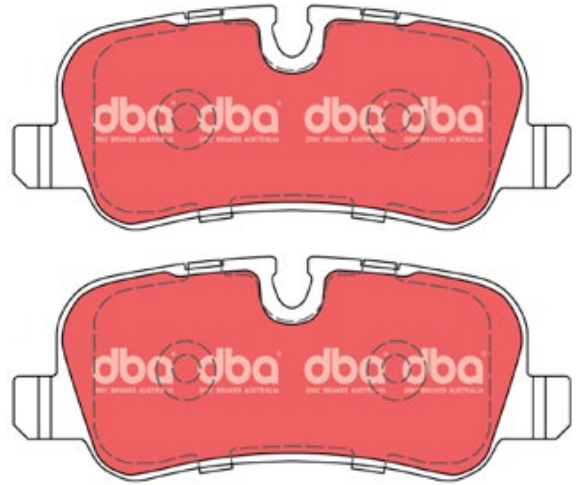
DB1774 Suits: **MITSUBISHI**

Each Set Contains: 4 Pads 155 x 51 x 16 mm (L x H x W)



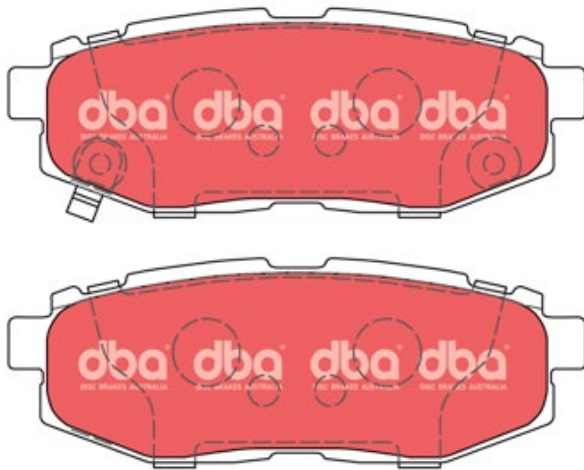
DB1781 Suits: **LANDROVER, RANGE ROVER**

Each Set Contains: 4 Pads 116.6 x 46.5 x 16.7 mm (L x H x W)



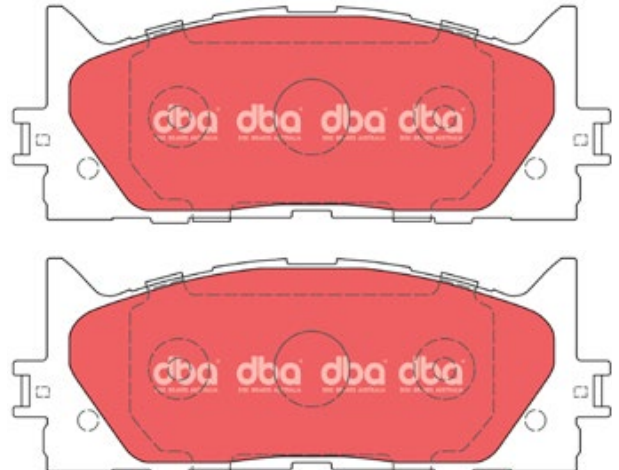
DB1789 Suits: **TOYOTA, SUBARU**

Each Set Contains: 4 Pads 110.4 x 40 x 16 mm (L x H x W)



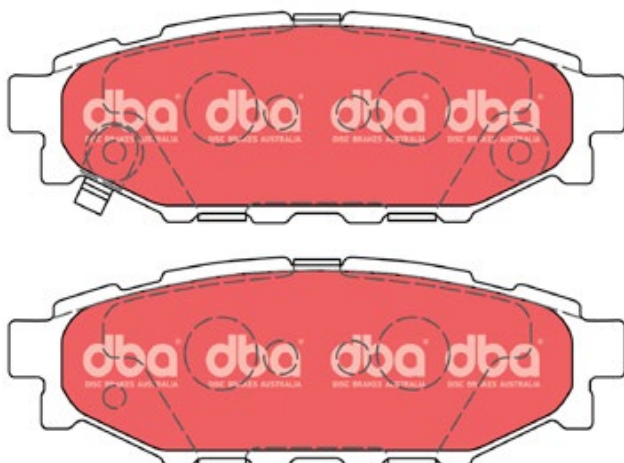
DB1800 Suits: **TOYOTA**

Each Set Contains: 4 Pads 157.7 x 57.2 x 17.4 mm (L x H x W)



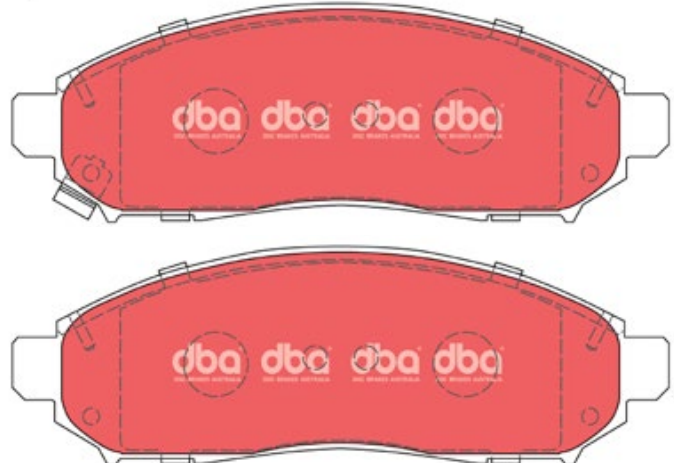
DB1803 Suits: **SUBARU**

Each Set Contains: 4 Pads 110.4 x 37.5 x 13.8 mm (L x H x W)



DB1835 Suits: **NISSAN**

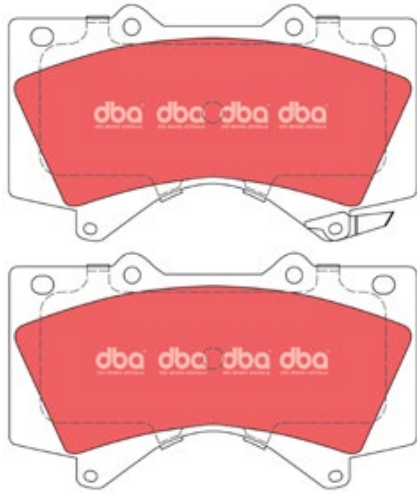
Each Set Contains: 4 Pads 163.6 x 54.1 x 15.9 mm (L x H x W)



BRAKE PAD IDENTIFICATION

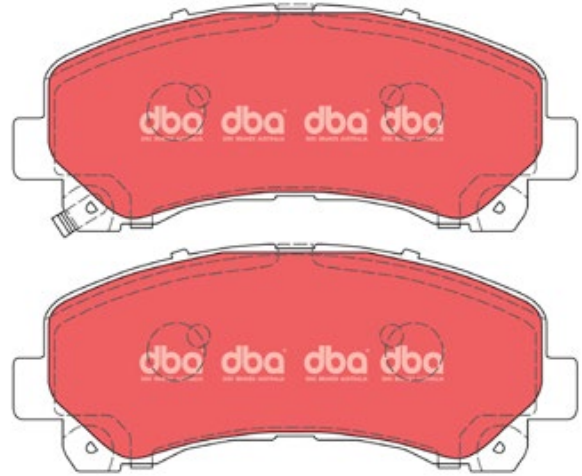
DB1838 Suits: **LEXUS, TOYOTA**

Each Set Contains: 4 Pads 143.6 x 83 x 17.9 mm (L x H x W)



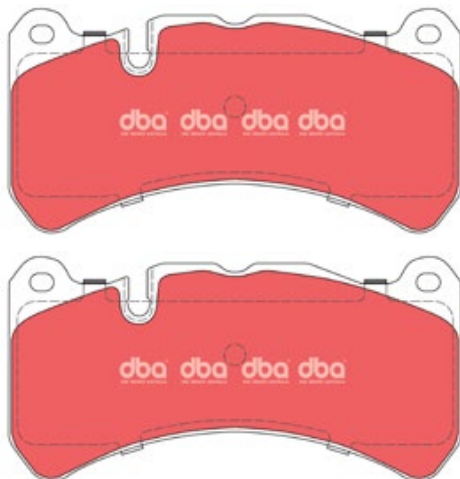
DB1841 Suits: **HOLDEN, ISUZU**

Each Set Contains: 4 Pads 151.8 x 61.1 x 15.8 mm (L x H x W)



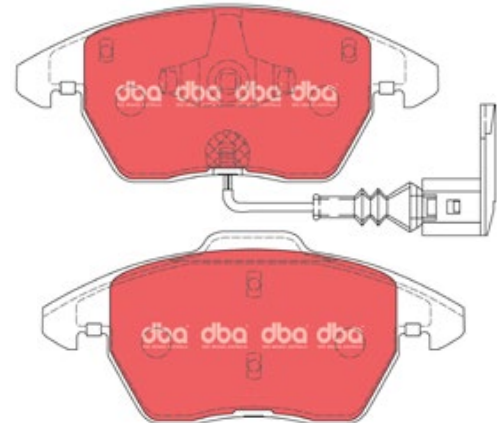
DB1845 Suits: **FORD, MERCEDES**

Each Set Contains: 4 Pads 164.6 x 81.4 x 15.4 mm (L x H x W)



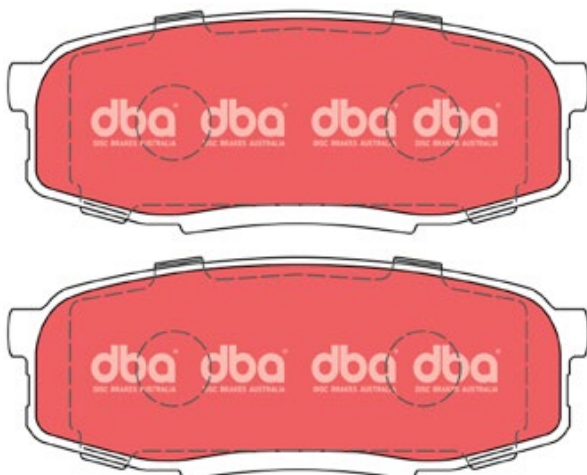
DB1849 Suits: **AUDI, CITROEN, PEUGEOT, SKODA, VW**

Each Set Contains: 2 Pads 155.2 x 66 x 19.3 mm and 2 Pads 156.5 x 71.5 x 19.3 mm (L x H x W)



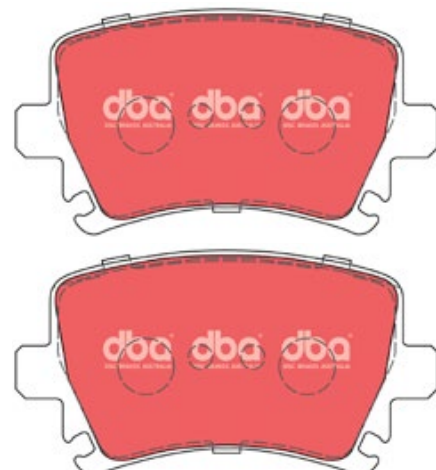
DB1857 Suits: **LEXUS, TOYOTA**

Each Set Contains: 4 Pads 116.3 x 44.5 x 17.3 mm (L x H x W)



DB1865 Suits: **AUDI, BMW, SKODA, VW**


Each Set Contains: 4 Pads 105 x 56 x 16 mm (L x H x W)



BRAKE PAD IDENTIFICATION

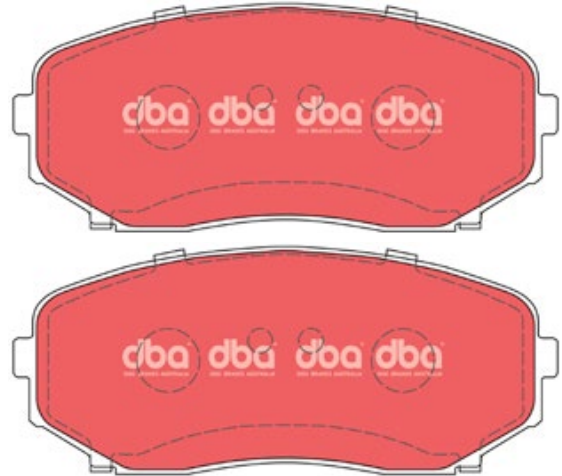
DB1915 Suits: **FORD, VW**

Each Set Contains: 4 Pads 164.8 x 66.8 x 18 mm (L x H x W)



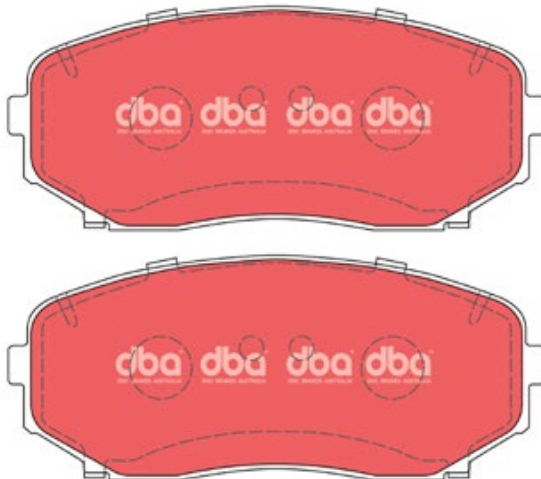
DB1916 Suits: **MAZDA**

Each Set Contains: 4 Pads 138.8 x 58 x 17.4 mm (L x H x W)



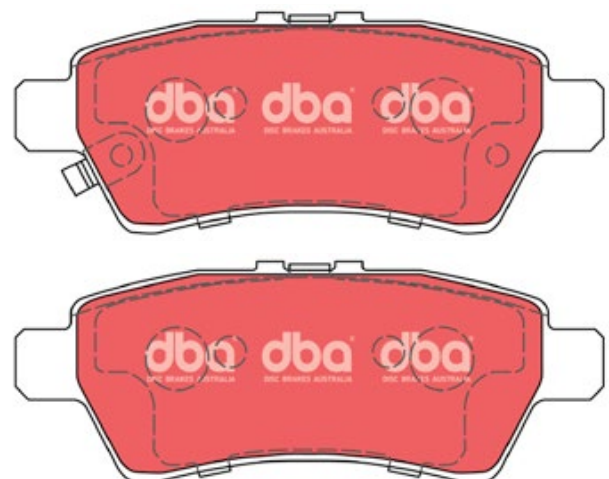
DB1916A Suits: **MITSUBISHI**

Each Set Contains: 4 Pads 138.8 X 58 X 17.4 mm (L x H x W)



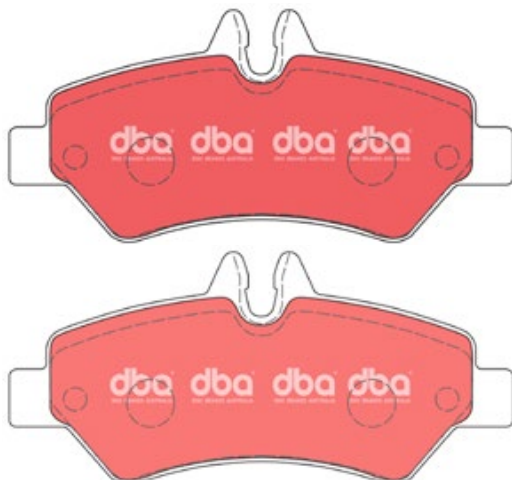
DB1919 Suits: **NISSAN**

Each Set Contains: 4 Pads 110.6 x 41.4 x 16 mm (L x H x W)



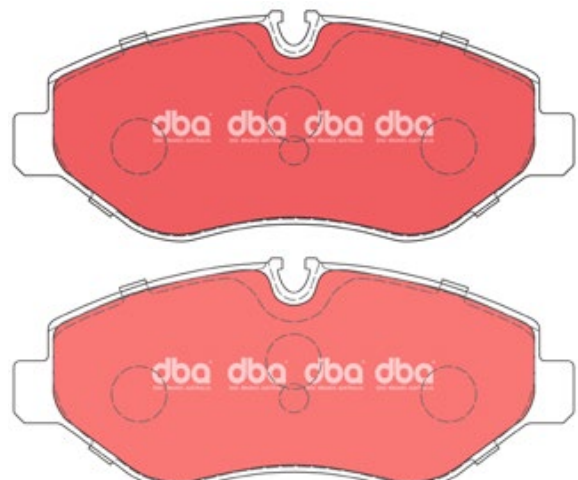
DB1972 Suits: **MERCEDES BENZ, VW**

Each Set Contains: 4 Pads 137 x 63 x 196 mm (L x H x W)



DB1973 Suits: **IVECO, MERCEDES BENZ, VW**

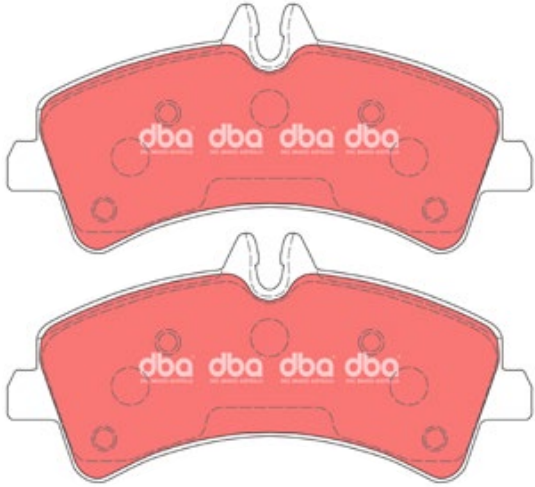
Each Set Contains: 4 Pads 163 x 67 x 20 mm (L x H x W)



BRAKE PAD IDENTIFICATION

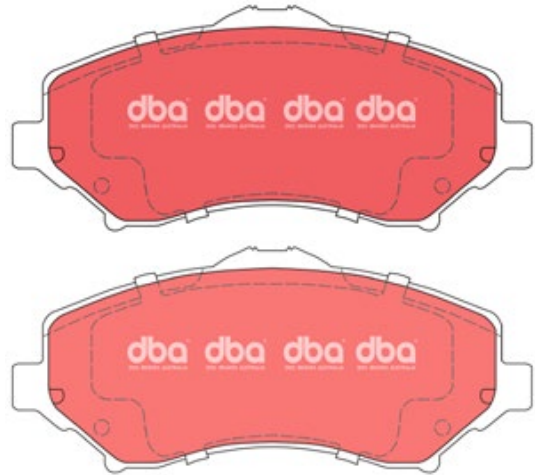
DB1975 Suits: MERCEDES BENZ, VW

Each Set Contains: 4 Pads 165 x 78 x 20 mm (L x H x W)



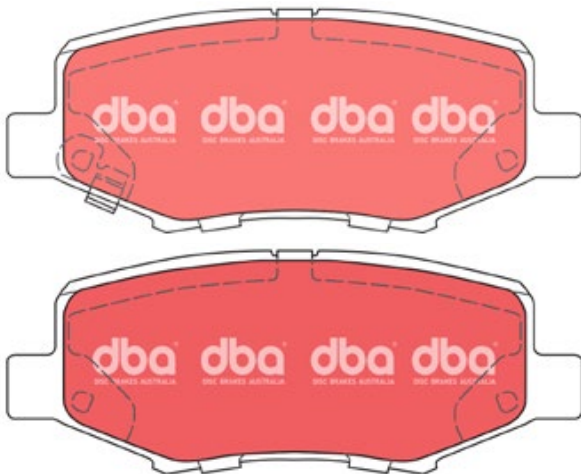
DB2002 Suits: DODGE

Each Set Contains: 4 Pads 110.6 x 41.4 x 16 mm (L x H x W)



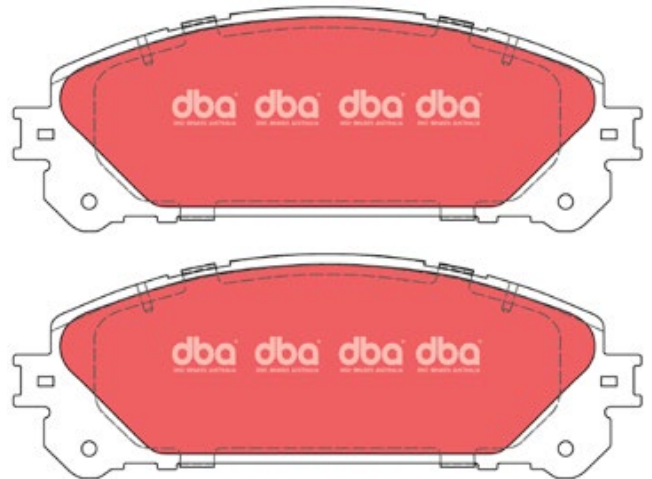
DB2003 Suits: DODGE

Each Set Contains: 4 Pads 110.6 x 41.4 x 16 mm (L x H x W)



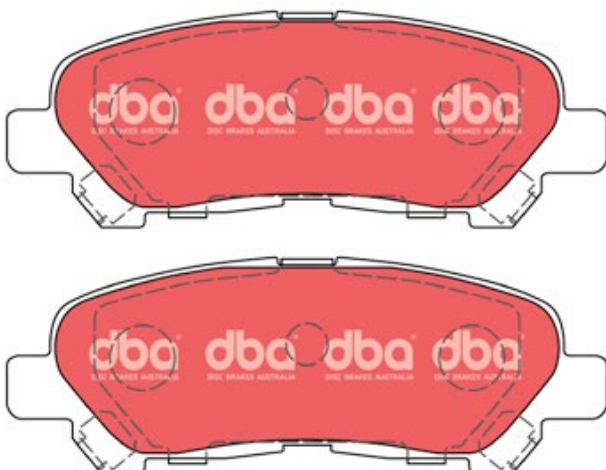
DB2004 Suits: LEXUS, TOYOTA

Each Set Contains: 4 Pads 167 x 59 x 17 mm (L x H x W)



DB2005 Suits: TOYOTA

Each Set Contains: 4 Pads 113 x 41 x 15 mm (L x H x W)



DB2060 Suits: NISSAN

Each Set Contains: 4 Pads 121 x 45.3 x 16.9 mm (L x H x W)



BRAKE PAD IDENTIFICATION

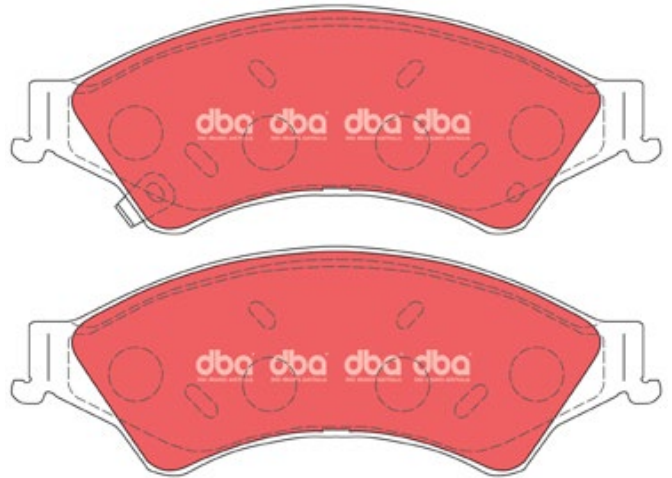
DB2073 Suits: **LANDROVER, RANGE ROVER**

Each Set Contains: 4 Pads 131.7 x 77.3 x 16 mm (L x H x W)



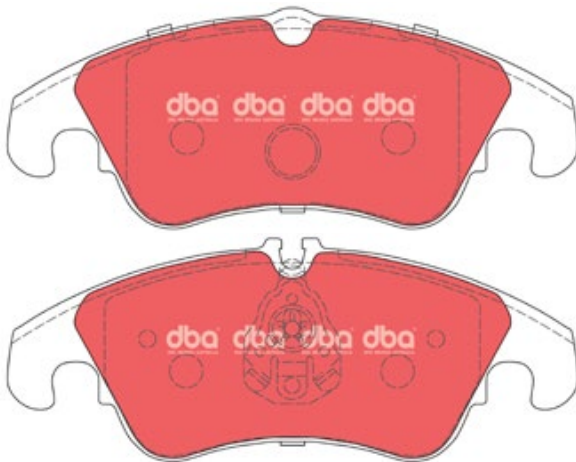
DB2074 Suits: **FORD, MAZDA**

Each Set Contains: 4 Pads 194 x 68 x 15.5 mm (L x H x W)



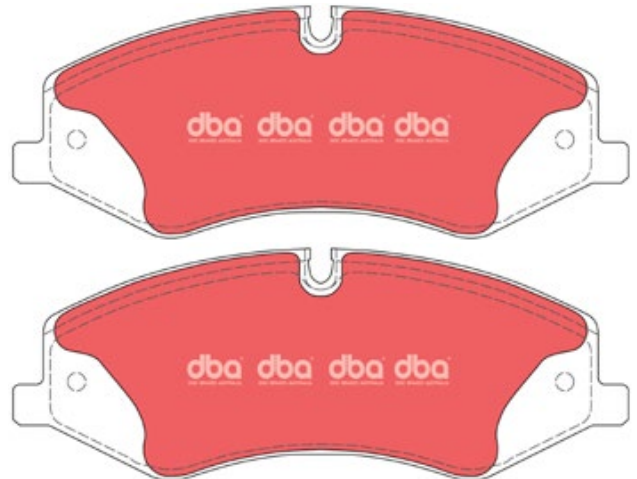
DB2186 Suits: **AUDI**

Each Set Contains: 2 Pads 188 x 73.5 x 17.7 mm
and 2 Pads 188 x 72.9 x 17.7 mm (L x H x W)



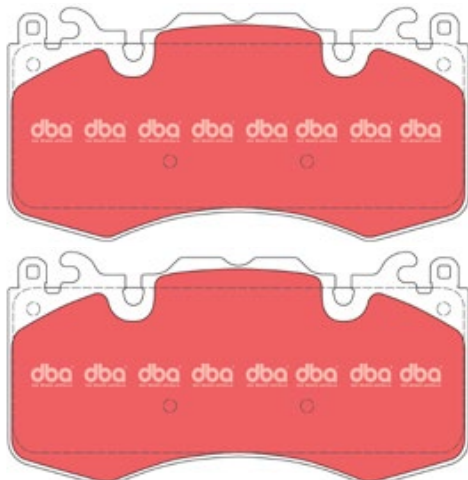
DB2203 Suits: **LANDROVER, RANGE ROVER**

Each Set Contains: 4 Pads 192.5 x 72.5 x 18 mm (L x H x W)




DB2204 Suits: **RANGE ROVER**

Each Set Contains: 4 Pads 190 x 96 x 15 mm (L x H x W)



DB2207 Suits: **RANGE ROVER**

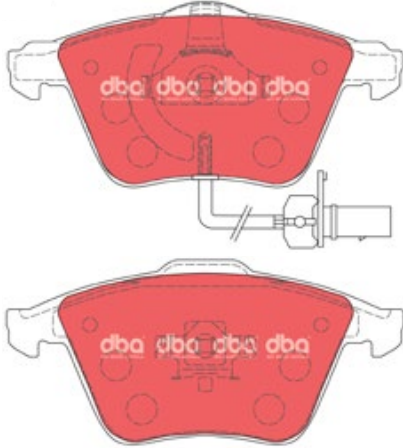
Each Set Contains: 4 Pads 117 x 63 x 16 mm (L x H x W)



BRAKE PAD IDENTIFICATION

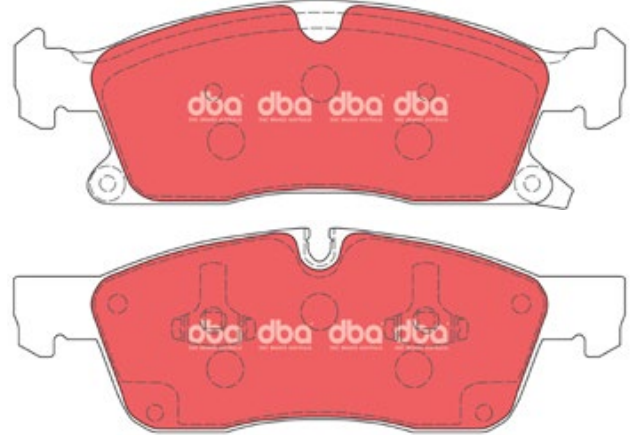
DB2210 Suits: **AUDI, SKODA, VW**

Each Set Contains: 2 Pads 155 x 73 x 19 mm
and 2 Pads 156 x 73 x 19 mm (L x H x W)



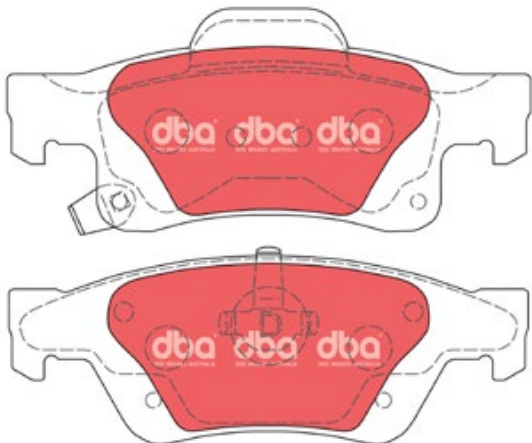
DB2216 Suits: **JEEP**

Each Set Contains: 2 Pads 193.3 x 64.6 x 18.4 mm
and 2 Pads 194.6 x 64.6 x 18.4 mm (L x H x W)



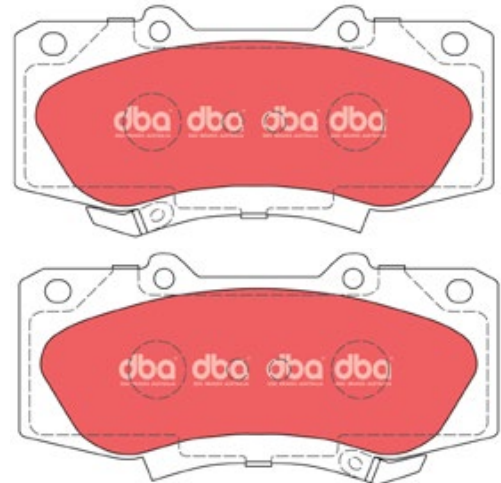
DB2217 Suits: **JEEP**

Each Set Contains: 2 Pads 140.2 x 50.8 x 16.8 mm
and 2 Pads 141.5 x 59.4 x 16.8 mm (L x H x W)



DB2221 Suits: **TOYOTA**

Each Set Contains: 4 Pads 143.5 x 67.6 x 17 mm (L x H x W)



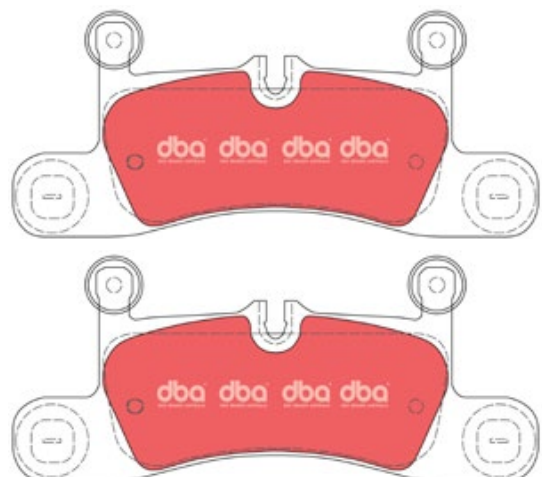
DB2228 Suits: **VW**

Each Set Contains: 4 Pads 131.7 x 77.3 x 15.9 mm (L x H x W)



DB2229 Suits: **VW**

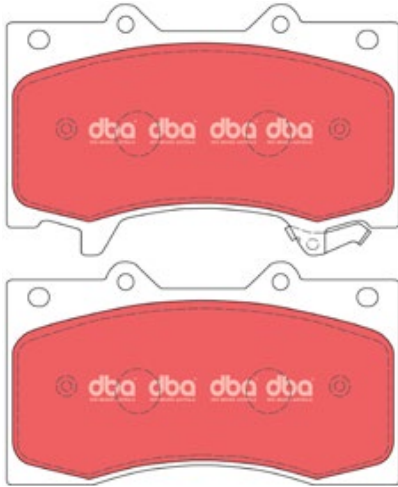
Each Set Contains: 4 Pads 187.3 x 75.8 x 16 mm (L x H x W)



BRAKE PAD IDENTIFICATION

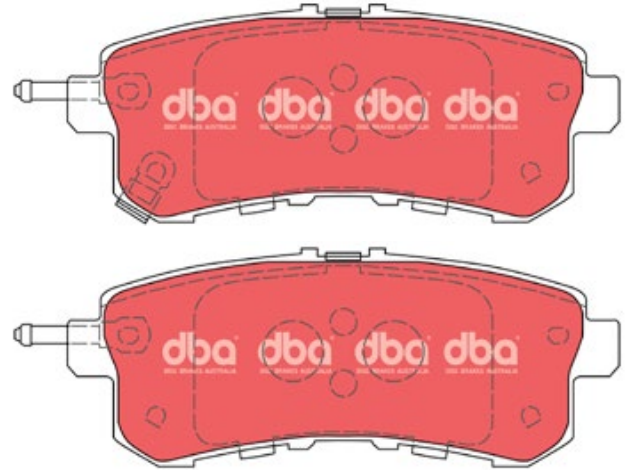
DB2242 Suits: NISSAN

Each Set Contains: 4 Pads 143.7 x 91.3 x 16.7 mm (L x H x W)



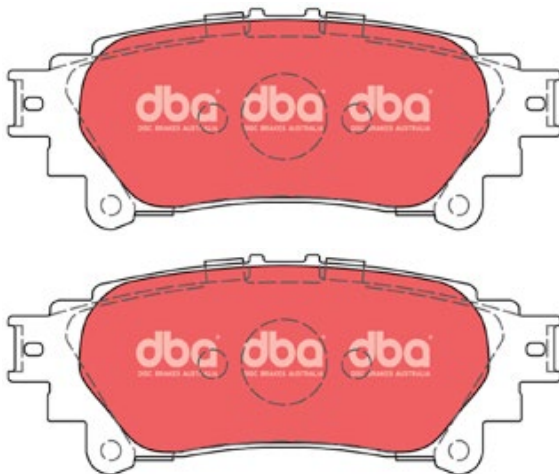
DB2244 Suits: NISSAN

Each Set Contains: 4 Pads 127.5 x 50 x 14.7 mm (L x H x W)



DB2245 Suits: LEXUS, TOYOTA

Each Set Contains: 4 Pads 115 x 46 x 15 mm (L x H x W)




DB2259 Suits: CHRYSLER

Each Set Contains: 4 Pads 141.5 x 76.2 x 16.7 mm (L x H x W)



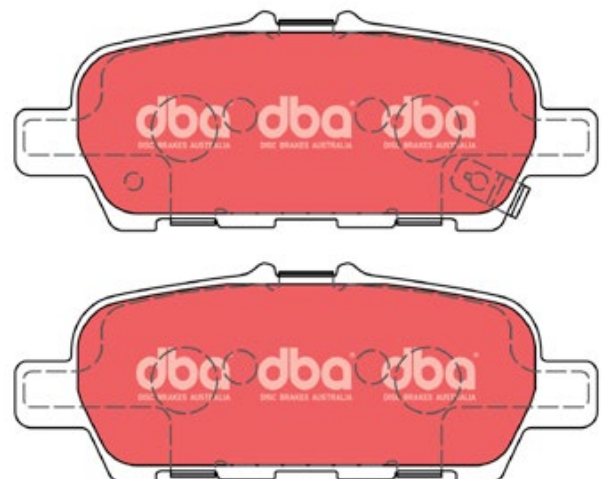
DB2260 Suits: CHRYSLER, HOLDEN

Each Set Contains: 4 Pads 109.7 x 69.1 x 14.6 mm (L x H x W)



DB2340 Suits: INFINITI, NISSAN

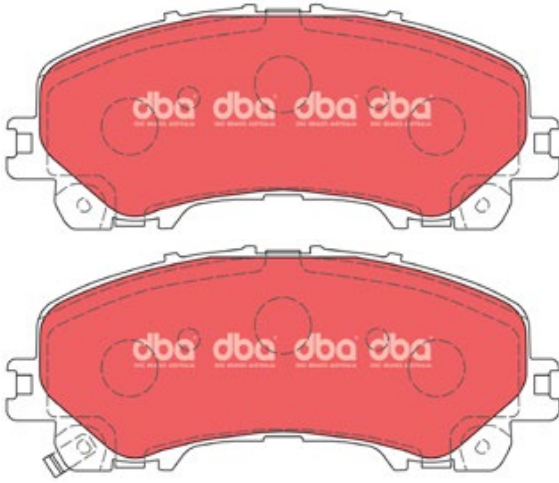
Each Set Contains: 4 Pads 105 x 39 x 14 mm (L x H x W)



BRAKE PAD IDENTIFICATION

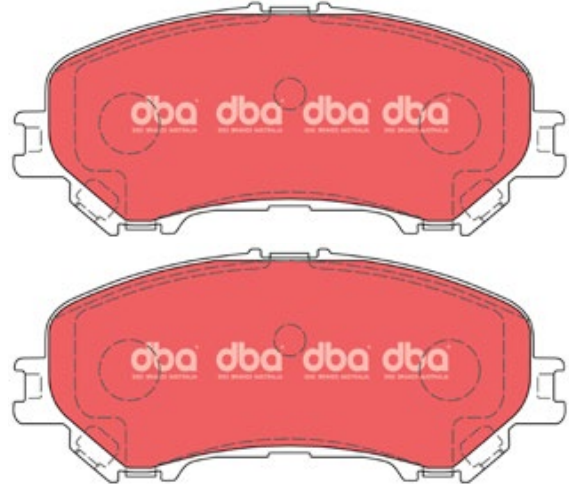
DB2341 Suits: **NISSAN**

Each Set Contains: 4 Pads 151.9 x 61.5 x 15.8 mm (L x H x W)



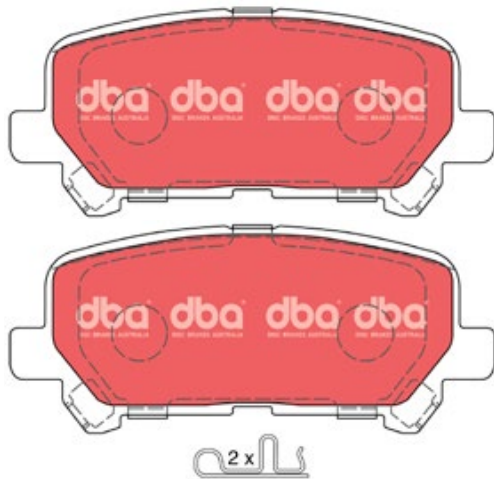
DB2345 Suits: **NISSAN, RENAULT**

Each Set Contains: 4 Pads 142 x 60 x 17 mm (L x H x W)



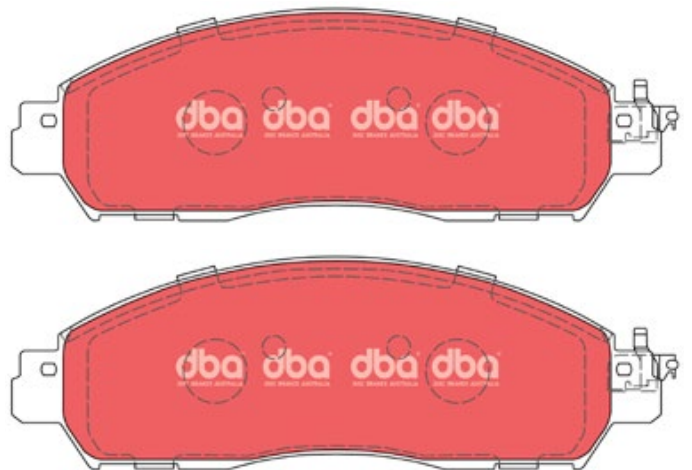
DB2368 Suits: **HOLDEN, HONDA, ISUZU**

Each Set Contains: 4 Pads 113 x 48 x 15 mm (L x H x W)



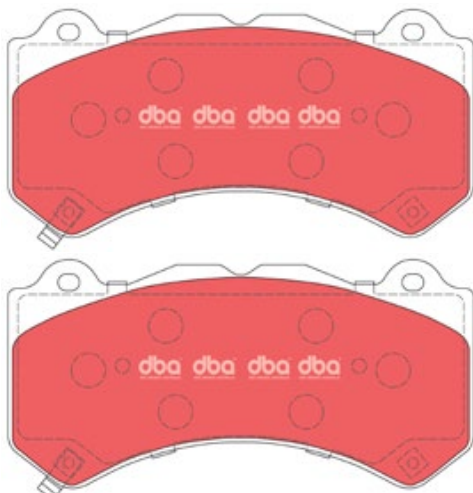
DB2374 Suits: **NISSAN**

Each Set Contains: 4 Pads 166 x 54 x 17 mm (L x H x W)



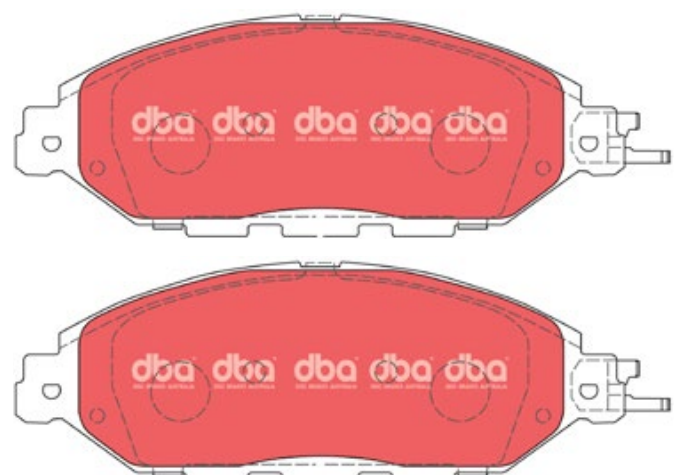
DB2375 Suits: **JEEP**

Each Set Contains: 4 Pads 189.8 x 93.1 x 15.4 mm (L x H x W)



DB2378 Suits: **NISSAN**

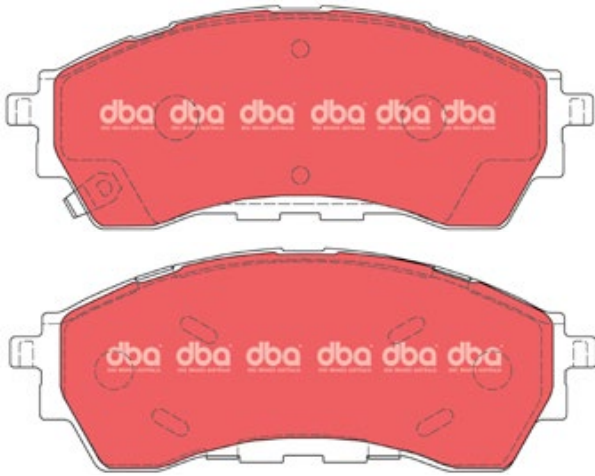
Each Set Contains: 4 Pads 165 x 60 x 16 mm (L x H x W)



BRAKE PAD IDENTIFICATION

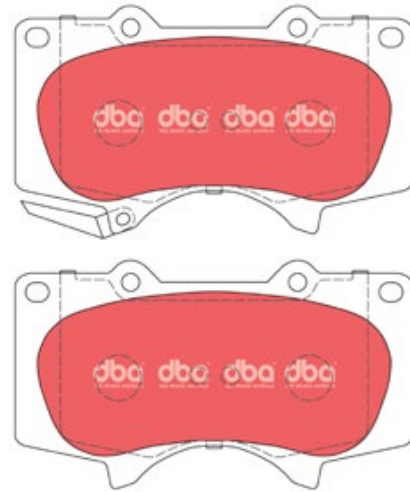
DB2379 Suits: FORD

Each Set Contains: 4 Pads 185 x 70 x 18 mm (L x H x W)



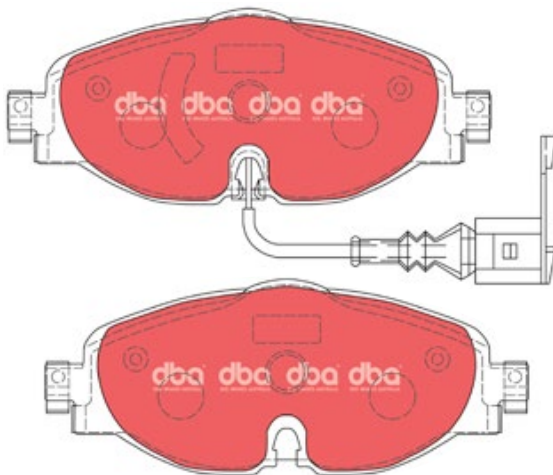
DB2380 Suits: TOYOTA

Each Set Contains: 4 Pads 135 x 77 x 17 mm (L x H x W)



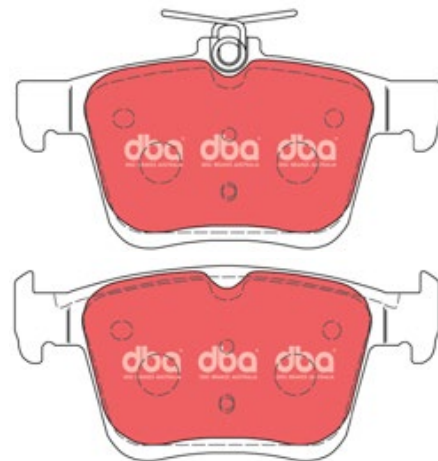
DB2383 Suits: AUDI, SKODA, VW

Each Set Contains: 4 Pads 160.1 x 64.5 x 19.1 mm (L x H x W)



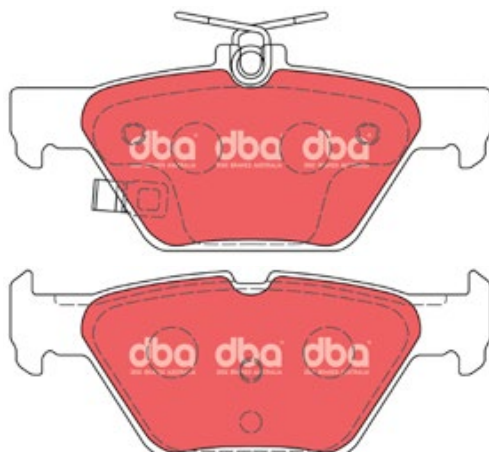
DB2384 Suits: AUDI, SKODA, VW

Each Set Contains: 2 Pads 123 x 61.3 x 15.5 mm and 2 Pads 123 x 56.4 x 15.5 mm (L x H x W)



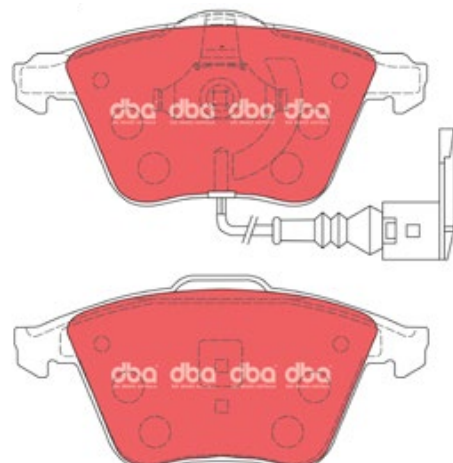
DB2398 Suits: SUBARU

Each Set Contains: 2 Pads 123 x 53 x 14 mm and 2 Pads 123 x 48 x 14 mm (L x H x W)



DB2402 Suits: AUDI


Each Set Contains: 2 Pads 155.1 x 72.8 x 19.3 mm and 2 Pads 156.4 x 72.8 x 19.3 mm (L x H x W)



BRAKE PAD IDENTIFICATION

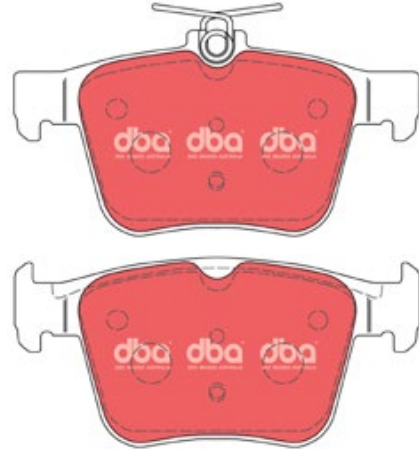
DB2411 Suits: **FORD**

Each Set Contains: 2 Pads 148 x 61 x 17 mm
and 2 Pads 148 x 53 x 17 mm (LxHxW)



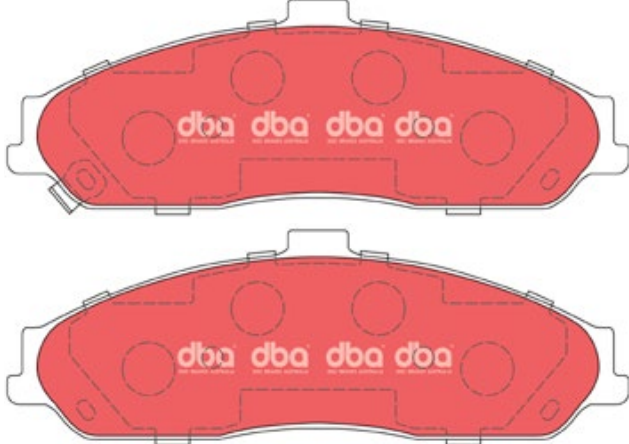
DB2415 Suits: **AUDI, SKODA, VW**

Each Set Contains: 2 Pads 123 x 61.3 x 15 mm
and 2 Pads 123 x 56.4 x 15 mm (LxHxW)



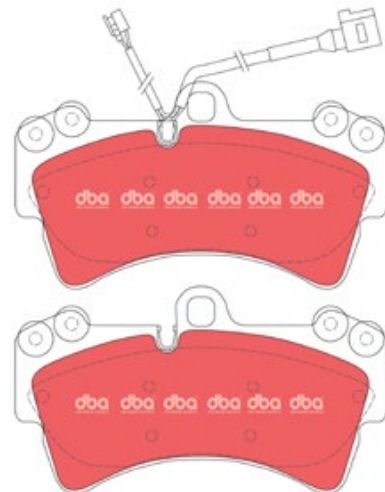
DB7599 Suits: **HOLDEN, HSV, FORD, FPV, TOYOTA**

Each Set Contains: 4 Pads 183.6 x 63 x 14.5 mm (LxHxW)



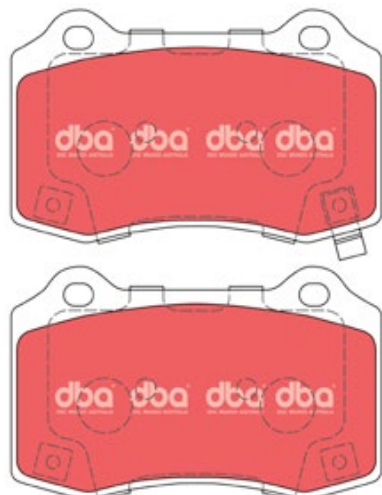
DB7878 Suits: **AUDI, PORSCHE, VW**

Each Set Contains: 4 Pads 190.2 x 106.5 x 15.8 mm (LxHxW)



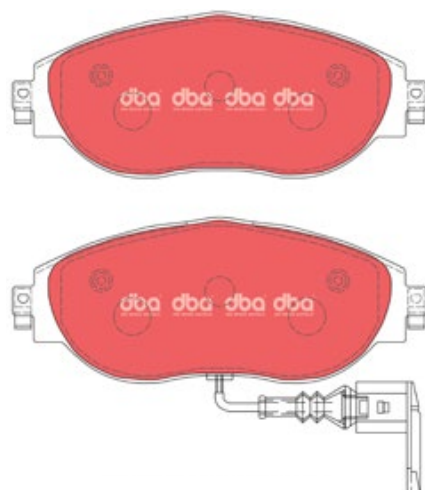
DB8805 Suits: **JEEP**

Each Set Contains: 4 Pads 109.7 x 69.1 x 14.6 mm (LxHxW)



DB8849 Suits: **AUDI, SKODA, VW**

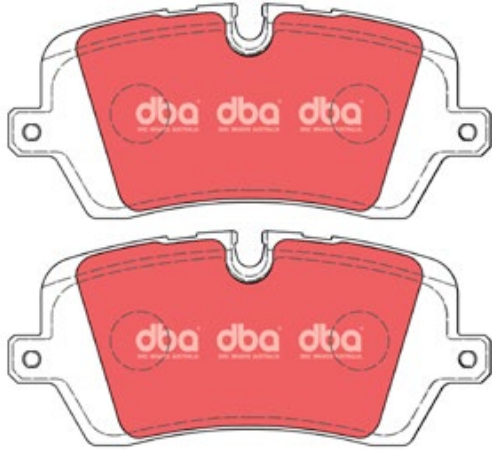
Each Set Contains: 4 Pads 175.3 x 69.7 x 18.8 mm (LxHxW)



BRAKE PAD IDENTIFICATION

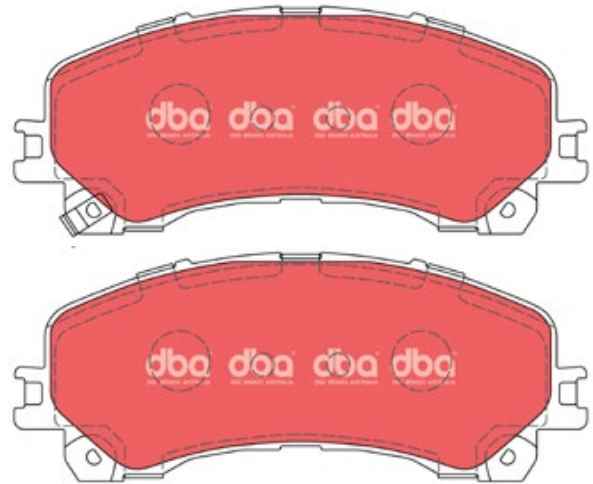
DB8919 Suits: **LANDROVER, RANGE ROVER SPORT**

Each Set Contains: 4 Pads 131.3 x 58.4 x 16.4 mm (L x H x W)



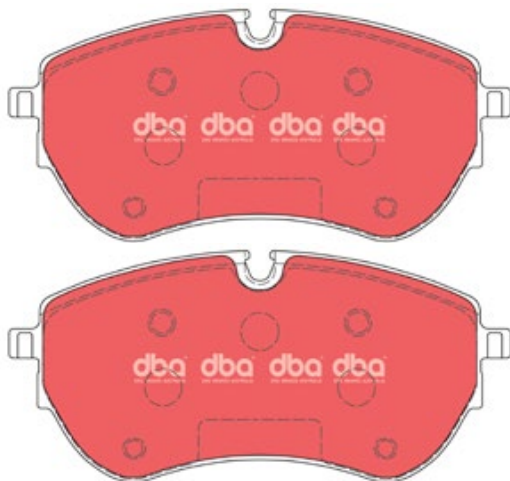
DB15000 Suits: **HOLDEN COLORADO**

Each Set Contains: 4 Pads 151.8 x 61.1 x 15.8 mm (L x H x W)



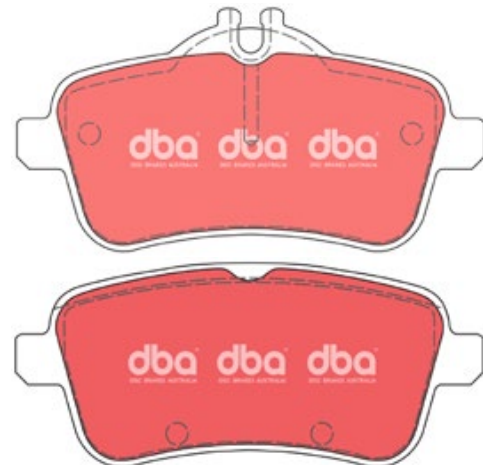
DB15001 Suits: **VOLKSWAGEN**

Each Set Contains: 4 Pads 163.5 x 75.5 x 18.3 mm (L x H x W)




DB8880 Suits: **MERCEDES BENZ**

Each Set Contains: 2 Pads 116.2 x 60 x 14.9 mm and 2 Pads 116.2 x 50.2 x 14.9 mm (L x H x W)



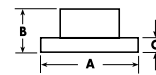
DB15002 Suits: **VOLKSWAGEN**

Each Set Contains: 4 Pads 141.1 x 65 x 18 mm (L x H x W)



DISC ROTOR AND DRUM WEIGHTS & DIMENSIONS COMPABILITY CHART

A = DIAMETER
 B = ORIGINAL HEIGHT
 C = ORIGINAL THICKNESS
 D = MINIMUM THICKNESS
 E = CENTRE HOLE DIAMETER
 F = NUMBER OF BOLT HOLES

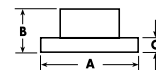


[« RETURN to Contents](#)

DBA#	Make	F/R	Vent Type	Rotor Ø A	Height B	Thickness C	Min.Th D	Bore E	Studs F	Weight
DBA033	HOLDEN	F	V	257	36	22	20.6	88	6	5.3
DBA040E	HOLDEN	F	V	296	83	28	25	71.5	5	9.6
DBA041E	HOLDEN	R	S	286	78.6	16	14	70	5	7.5
DBA086	LANDROVER	F	V	298	70	24	22	101.6	5	8.9
DBA087	LANDROVER	F	S	298	70	14	13	101.6	5	7.2
DBA088	LANDROVER	R	S	290	61	12.7	11.7	101.6	5	7.5
DBA092	LANDROVER	F	V	297	64.6	25	22	70	5	8.1
DBA093	LANDROVER	R	S	304	62.7	12.6	11.7	70	5	7.1
DBA096	JEEP	F	V	280	81	24	22.7	72	5	6.9
DBA151	TOYOTA	F	V	302	49	20	19	100	6	6.8
DBA154	TOYOTA	F	S	302	49	12.7	11.5	100	6	6.2
DBA229	MITSUBISHI	F	V	277	45.5	22	20.4	87	6	6.5
DBA233	MITSUBISHI	R	S	315	84	18	16.4	108	6	9
DBA234	MITSUBISHI	F	V	276	45	24	22.4	87	6	6.3
DBA237	MITSUBISHI	F	V	314	45.5	24	22.4	87	6	7.4
DBA329	NISSAN	F	V	295	29	20	18	104	6	7.1
DBA417	MITSUBISHI	F	V	294	46	24	22.4	69	5	6.7
DBA465	HYUNDAI	R	S	284	61	10	8.4	76	5	4.8
DBA467	HYUNDAI	R	V	315	86.5	20	18.4	108	6	8.2
DBA478	HONDA	F	V	282	47	23	21	70	5	6.2
DBA488	HONDA	F	V	282	47	23	21	64	5	6.4
DBA491	DAIHATSU	F	V	277	33	18	17	96	5	5.1
DBA496	DAIHATSU	F	S	273	37.5	16	15	66.5	5	5.3
DBA510	SUZUKI	F	S	290	46	10	9	107	5	5.2
DBA513	SUZUKI	F	S	290	46.5	10	8	107	5	4.8
DBA514	SUZUKI	F	V	287	46	17	15	107	5	4.8
DBA526	LANDROVER	F	S	262	51	14	11	66	5	5.2
DBA527	LANDROVER	F	V	277	51.5	21	18	66	5	6.1
DBA528	LANDROVER	F	V	297	91.5	25	22	70	5	9.2
DBA549	LAND ROVER	R	S	298	59	14	13	101.6	5	6.9
DBA551	MERCEDES	R	S	285	53	15	12	67	5	6.4
DBA552	MERCEDES	F	V	345	51	32	30	67	5	12.6
DBA567	MERCEDES	R	S	272	97	16	14	85	5	7.4
DBA573	NISSAN	F	V	280	49	28	26	68	5	8
DBA574	NISSAN	R	V	292	62	16	14	68	5	5.3
DBA579	SUZUKI	F	V	310	29	22	20	108	5	6.5
DBA587	SUZUKI	F	S	290	46	10	8	108.3	5	4.7
DBA618	NISSAN	F	V	260	37.5	26	24	81	6	6.3
DBA621	NISSAN	F	V	266	39.5	22	20	100	6	6
DBA622	NISSAN	R	V	315	80	18	16	111	6	8
DBA623	NISSAN	F	V	306	35.5	26	24	104	6	9.3
DBA624	NISSAN	F	V	277	39	26	24	100	6	7.5
DBA625	NISSAN	F	V	306	47	32	30	109	6	10.3
DBA626	NISSAN	F	V	283	38	28	26	100	6	7.1
DBA629	NISSAN	F	V	300	38	28	26	100	6	9.1
DBA644	SUBARU	R	S	266	67.5	10	8.5	58	5	4.7
DBA648E	SUBARU	F	V	277	57	24	22	58	5	6.2

DISC ROTOR AND DRUM WEIGHTS & DIMENSIONS COMPABILITY CHART

A = DIAMETER
 B = ORIGINAL HEIGHT
 C = ORIGINAL THICKNESS
 D = MINIMUM THICKNESS
 E = CENTRE HOLE DIAMETER
 F = NUMBER OF BOLT HOLES

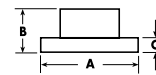


[« RETURN to Contents](#)

DBA#	Make	F/R	Vent Type	Rotor Ø A	Height B	Thickness C	Min.Th D	Bore E	Studs F	Weight
DBA650E	SUBARU	F	V	294	57	24	22	58	5	6.8
DBA653	SUBARU	R	V	290	67.5	18	16	58	5	5.9
DBA660E	MITSUBISHI	F	V	290	46	26	24.4	94	6	6.6
DBA661E	MITSUBISHI	R	V	300	72	22	20.4	94	6	6.9
DBA663	MITSUBISHI	F	V	276	45.3	24	22.4	87	6	6.2
DBA690	TOYOTA	F	V	302	46	18	16	62	5	5.7
DBA692	TOYOTA	F	V	275	49	25	23	62	5	6.5
DBA693	TOYOTA	R	S	303	62	9	8	62	5	5.8
DBA698	TOYOTA	F	V	316	47	34	32	109	6	10.7
DBA699	TOYOTA	R	V	330	89	18	16	111	6	8
DBA775	TOYOTA	F	V	291	66	25	23	100	6	7.7
DBA780	TOYOTA	F	V	289	64.5	20	18	100	6	6.5
DBA782	TOYOTA	F	V	286	58	25	23	106	6	7.4
DBA784	TOYOTA	F	V	311	58	32	30	105	6	8.7
DBA785	TOYOTA	R	V	312	103	18	16	106	6	8.1
DBA786	TOYOTA	R	V	336	103	18	16	106	6	8.1
DBA787	TOYOTA	R	V	312	68	18	16	106	6	6.6
DBA788	TOYOTA	F	V	312	71	32	30	115	5	8.8
DBA789	TOYOTA	R	V	330	103	18	16	110	5	8.2
DBA790	TOYOTA	F	V	322	65	32	30	115	5	9.2
DBA791	TOYOTA	R	V	335	103	18	16	110	5	8.1
DBA792	TOYOTA	F	V	319	70	22	20	108	6	7
DBA793	TOYOTA	R	V	312	68	18	16	106	6	6.7
DBA794	TOYOTA	R	V	312	102.5	18	16	110	5	7.6
DBA798	FORD	F	V	331	99.5	38	36	128.7	8	16.2
DBA799	FORD	R	V	326	113	30	28	119.5	8	11.8
DBA813	BMW	F	V	332	62	30	28.4	75	5	11.7
DBA814	BMW	R	S	324	80	12	10.4	75	5	7.38
DBA840	HOLDEN	F	V	280	36	26	24.6	87.5	6	7.7
DBA841	HOLDEN	R	V	313	80.5	18	16.6	101	6	7.5
DBA876	KIA	F	V	284	51	24	22.4	96	5	6.6
DBA888	JEEP	F	V	280	78	24.5	22.7	72	5	6.9
DBA957	FORD	F	V	278	47	24	22	72	5	6.8
DBA958	MAZDA	F	V	255.7	24	24	22	86	6	5.3
DBA959	MAZDA	F	V	274	28	28	26	93	6	6.9
DBA964	FORD	F	V	275	24	24	22	93	6	6.1
DBA965	FORD	F	V	272	25	22	20	93	6	6
DBA2000	CHEV	F	V	305	58	29	27.2	79	6	8.9
DBA2001	CHEV	R	V	330	97	30	28.5	76	6	10
DBA2010	CHEVROLET	F	V	330	55.7	30	28	78.6	6	12.2
DBA2011	CHEVROLET	R	V	345	85.3	20	18.5	78.6	6	10.3
DBA2040E	HOLDEN	F	V	296	52	29	27.4	70.7	5	9
DBA2041	HOLDEN	R	V	303	72	20	18.4	70.7	5	7.7
DBA2048	HUMMER	F	V	325	89.5	38	36.5	118.2	8	11.9
DBA2049	HUMMER	R	V	330	85.6	29	26.5	118.2	8	11.3
DBA2050E	HOLDEN	F	V	302	45	28	25	71.5	5	9.25
DBA2051	CHEV	R	V	330	91.5	29	27	122	8	11.7

DISC ROTOR AND DRUM WEIGHTS & DIMENSIONS COMPABILITY CHART

A = DIAMETER
 B = ORIGINAL HEIGHT
 C = ORIGINAL THICKNESS
 D = MINIMUM THICKNESS
 E = CENTRE HOLE DIAMETER
 F = NUMBER OF BOLT HOLES

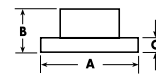


[<< RETURN to Contents](#)

DBA#	Make	F/R	Vent Type	Rotor Ø A	Height B	Thickness C	Min.Th D	Bore E	Studs F	Weight
DBA2054	HUMMER	F	V	315	70.4	28	26.5	100.7	6	9.6
DBA2055	HUMMER	R	S	312	67.9	12	10.5	101	6	6.4
DBA2060E	CHEV	F	V	300	40.3	27	25	88	6	8.5
DBA2061E	ISUZU	R	V	318	80.2	18	16.6	101	6	7.8
DBA2079E	HOLDEN	F	V	300	61	27	25	104	6	9.51
DBA2080E	LANDROVER	F	V	300	52	28	26	63.5	5	8.9
DBA2081E	LANDROVER	R	S	302	66	12	10	63.5	5	6.9
DBA2082E	LANDROVER	F	V	316	52	28	26	63.5	5	10.4
DBA2083E	LANDROVER	R	V	302	66	20	18	63.5	5	7.7
DBA2084E	LANDROVER	F	V	325	52	30	28	63.5	5	11
DBA2085E	LANDROVER	R	S	300	42	10	8	63.5	5	5.5
DBA2086E	LANDROVER	R	S	302	59.9	11	9	63.5	5	6.1
DBA2087E	VOLVO	R	S	302	40.8	11	9	63.5	5	5.4
DBA2088E	VOLVO	F	V	336	52	28	26	63.5	5	11.8
DBA2089E	VOLVO	R	V	302	40.8	22	20	63.5	5	7.1
DBA2090	LANDROVER	F	V	317	62.2	30	27	79	5	10.4
DBA2091	LANDROVER	R	V	325	59.6	20	17	79	5	8.2
DBA2092	LANDROVER	F	V	344	76.2	30	28.4	79	5	12.8
DBA2093	LANDROVER	R	S	354	75	12	10.4	79	5	9.3
DBA2094	LANDROVER	F	V	337.5	62.2	30	27	79	5	11.8
DBA2095	LANDROVER	R	V	350	59.6	20	17	79	5	9.3
DBA2096	LANDROVER	F	V	360	62	30	27	79	5	12.5
DBA2097	LANDROVER	R	V	354	75.1	20	17	79	5	9.2
DBA2098	LANDROVER	F	V	360	81.3	30	27	79	5	12.2
DBA2105E	FORD	F	V	340	45.4	32	30	72	5	10.2
DBA2107E	FORD	F	V	322	68	28	26	71	5	10.6
DBA2108E	FORD	R	V	328	59	26	24	71	5	9.4
DBA2120	FORD	F	V	320	48.5	25	23	63.6	5	10
DBA2129E	FORD	R	S	302	50.8	11	9	63.6	5	5.5
DBA2132E	FORD	F	V	301.5	60.7	32	30	98	6	11.5
DBA2137E	FORD	F	V	332	59	32	30	98	6	12.3
DBA2147E	FORD	R	S	332	72.1	15.6	13.5	93	6	9.4
DBA2167	FORD	R	V	340	125	34	32.4	128	8	14.3
DBA2169E	FORD	R	S	280	51	11	9	63.5	5	5.1
DBA2182E	NISSAN	F	V	275	53	28	26	68	6	7.5
DBA2184E	NISSAN	F	V	320	49.3	28	26	68	5	10.2
DBA2201E	MITSUBISHI	F	V	276	45.5	26	24.4	69	5	6.3
DBA2203	MITSUBISHI	R	S	262	60	10	8.4	90	5	4.3
DBA2208E	MITSUBISHI	F	V	295	46.5	28	26.4	94	6	7.3
DBA2209	MITSUBISHI	R	S	262	60.3	10	8.4	80	5	4.4
DBA2213	MITSUBISHI	R	S	302	58.6	10	8.4	80	5	5.9
DBA2215E	MITSUBISHI	R	V	315	84.2	18	16.4	94	6	8.2
DBA2216E	MITSUBISHI	F	V	332	56.7	28	26	94	6	9.7
DBA2217E	MITSUBISHI	F	V	276	45.4	24	22	93	6	5.94
DBA2219E	MITSUBISHI	R	V	332	74.6	18	16	94	6	8.1
DBA2234E	MITSUBISHI	F	V	320	46	28	26	94	6	9.3
DBA2235E	MITSUBISHI	R	V	315	84.2	18	16.4	94	6	8.7

DISC ROTOR AND DRUM WEIGHTS & DIMENSIONS COMPABILITY CHART

A = DIAMETER
B = ORIGINAL HEIGHT
C = ORIGINAL THICKNESS
D = MINIMUM THICKNESS
E = CENTRE HOLE DIAMETER
F = NUMBER OF BOLT HOLES

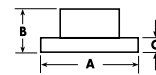


[« RETURN to Contents](#)

DBA#	Make	F/R	Vent Type	Rotor Ø A	Height B	Thickness C	Min.Th D	Bore E	Studs F	Weight
DBA2237E	mitsubishi	R	S	302	36.2	10	8.4	69	5	5
DBA2238E	VW	F	V	302	57	28	26	76	5	8.8
DBA2242	VW	F	V	308	55.6	29.5	25.5	76	5	10.7
DBA2243E	VW	R	V	314	76	22	20	76	5	8.1
DBA2244E	VW	F	V	330	69	32	30	85	5	11.53
DBA2245E	VW	R	V	330	74	28	26	85	5	9.1
DBA2246E	VW	F	V	350	69	34	32	85	5	12.6
DBA2249	PORSCHE	R	V	358	73.5	28	26	85	5	10.3
DBA2252	MERCEDES	F	V	330	55	32	29.4	67	5	12.2
DBA2253	MERCEDES	R	S	330	63	14	11.4	67	5	8.1
DBA2254	MERCEDES	F	V	350	54.7	32	29.4	67	5	13.6
DBA2255	MERCEDES	R	V	330	63	22	19.4	67	5	8.6
DBA2268	MERCEDES	R	V	284.8	93	22	19	120.2	6	7.5
DBA2269E	MERCEDES	R	S	298	71.5	16	14	85	6	7.8
DBA2270E	MERCEDES	F	V	300	68.5	28	25	85	6	9.7
DBA2271	MERCEDES	R	V	303	93	28	25	120	6	10.5
DBA2290E	GREAT WALL	F	V	280	36	26	24	88	6	7.1
DBA2291E	GREAT WALL	R	S	313	80.2	18	16	101	6	7.5
DBA2298	ALFA	F	V	330	40	28	26	70	5	10.3
DBA2308	NISSAN	F	V	320	49.2	28	26	68	5	10.2
DBA2310E	NISSAN	F	V	295.6	38.3	28	26	68	6	8.1
DBA2311E	NISSAN	R	V	308	62.8	18	16	68	6	6.8
DBA2312E	NISSAN	F	V	320	38.5	28	26	68	6	9.6
DBA2313E	NISSAN	R	V	308	62.2	16	14	68	5	6.3
DBA2316E	NISSAN	F	V	296	44	26	24	68	5	7.6
DBA2329	RENAULT / NISSAN	F	V	320	44	28	26	68	5	9.8
DBA2331	NISSAN	R	S	292	62	9	8	68	5	5.1
DBA2332E	NISSAN	F	V	295.6	53	28	26	68	6	8.6
DBA2340	NISSAN	F	V	357.7	58.3	34	32	82	6	15.9
DBA2341	NISSAN	R	V	350	64.5	20	18	82	6	9.6
DBA2353E	RENAULT	F	V	280	44	24	21.8	61	4	7.5
DBA2374	VOLVO	F	V	328	52	30	28	63.5	5	12.7
DBA2375	VOLVO	R	V	305	51	22	20	63.5	5	7.7
DBA2376	VOLVO	F	V	336	50.4	30	27	68	5	11.8
DBA2377	VOLVO	R	S	308	65	20	18	68	5	7.5
DBA2378	VOLVO	F	V	316	50.4	28	25	68	0	9.3
DBA2380E	VOLVO	F	V	300	48.5	25	23	64	5	8.6
DBA2382	VOLVO	F	V	286	50.3	26	23	68	5	7.1
DBA2383	VOLVO	R	S	288	65	12	10	68	5	5.8
DBA2384	VOLVO	F	V	305	50.3	28	25	68	5	10.1
DBA2422	CHRYSLER	F	V	294	45.5	26	24.4	69	5	7.1
DBA2424	JEEP	F	V	302	64	28	26.4	72	5	8.1
DBA2425	mitsubishi	R	S	302	60.3	10	8.4	80	5	5.7
DBA2427	JEEP	R	S	316	76.5	12	10.4	72	5	7.7
DBA2442	DODGE	F	V	336	67	28	26.4	78.6	5	10.8
DBA2443	DODGE	R	V	352.2	72.1	22	20.4	78.6	5	10.9
DBA2454	HYUNDAI	F	V	303	43	28	26.4	87	6	8.8

DISC ROTOR AND DRUM WEIGHTS & DIMENSIONS COMPABILITY CHART

A = DIAMETER
 B = ORIGINAL HEIGHT
 C = ORIGINAL THICKNESS
 D = MINIMUM THICKNESS
 E = CENTRE HOLE DIAMETER
 F = NUMBER OF BOLT HOLES

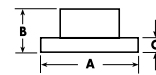


[« RETURN to Contents](#)

DBA#	Make	F/R	Vent Type	Rotor Ø A	Height B	Thickness C	Min.Th D	Bore E	Studs F	Weight
DBA2456E	HYUNDAI	F	V	300	47.5	28	26	69	5	8.7
DBA2462	HYUNDAI	F	V	298	49.5	28	26.4	69	5	8.8
DBA2464E	HYUNDAI	F	V	280	47.2	26	24.4	69	5	7.4
DBA2474E	HYUNDAI	F	V	321	49.1	28	26.4	69	5	10.7
DBA2475	HYUNDAI	R	S	302	71.4	11	9.4	69	5	6.3
DBA2482E	HYUNDAI	F	V	340	49.5	28.5	26	69	5	11.4
DBA2483E	HYUNDAI	R	V	302	71.5	22	20	69	5	8.6
DBA2490E	KIA	F	V	305	46.7	25	23.4	69	5	8.2
DBA2491E	KIA	R	S	302	31	10	8.4	76	5	5.1
DBA2492E	HYUNDAI	R	S	302	54.5	10	8.4	76	5	5.7
DBA2493E	KIA	R	V	315	78.5	20	18.4	96.2	5	8.3
DBA2499E	KIA	R	S	305	71.4	11	9.4	69	5	6
DBA2500	HONDA	F	V	300	47.5	25	23	64	5	7.2
DBA2509	HONDA	R	S	282	55	9	7.5	64	5	4.7
DBA2510E	HONDA	F	V	300	47.2	28	26	64	5	8.4
DBA2530E	JEEP	F	V	328	53	30	28.5	72	5	10.8
DBA2531	JEEP	R	S	320	67	14	12.5	72	5	8.3
DBA2533	JEEP	R	S	350	68.5	28	27.85	72	5	11.4
DBA2535	JEEP	R	S	285	59.6	12	11	72	5	5.9
DBA2536	JEEP	F	V	302	55.4	28	26.4	72	5	7.75
DBA2537	JEEP	R	S	316	76.7	12	10.4	72	5	7.7
DBA2543E	HONDA	R	S	305	61.5	9	7.5	64	5	5.5
DBA2548	MAZDA	F	V	297	52	28	26	68	5	8.4
DBA2549	MAZDA	R	S	303	40	10	8	68	5	4.9
DBA2560	MAZDA	F	V	302.7	47.2	26	24	72	5	8.4
DBA2561	MAZDA	R	S	302	56.1	12	11	72	5	6.3
DBA2562	MAZDA	F	V	296	48.5	28	26	72	5	8.8
DBA2563	MAZDA	R	V	302	57	18	16	72	5	7
DBA2566	MAZDA	F	V	320	48.3	28	26	72	5	10.4
DBA2567	MAZDA	R	V	324	56	18	16	72	5	8.3
DBA2569E	MAZDA	R	S	281	35.7	9.5	7.5	68	5	4
DBA2570E	MAZDA	F	V	295	51.5	25	23	68	5	7.7
DBA2574E	SUZUKI	F	V	280	47	22	20	62	5	5.7
DBA2577E	SUZUKI	R	S	278	46	12	11	62	5	5.1
DBA2579E	SUZUKI	F	V	300	49	26	24	62	5	9.3
DBA2580E	SUZUKI	F	V	295	49.5	25	23	62	5	7
DBA2581E	SUZUKI	R	V	308	57	16	14	62	5	6.5
DBA2586	SUZUKI	F	V	280	47	22	20	62	5	5.9
DBA2587	SUZUKI	R	S	278	43	9	8	62	5	4.5
DBA2589E	SUZUKI	R	S	259	43.2	9	8	62	5	3.8
DBA2596E	PORSCHE	F	V	360	68.5	36	34	85	5	14.2
DBA2597E	PORSCHE	F	V	350	52.5	34	32	68	5	12.7
DBA2598E	PORSCHE	F	V	360	52.5	36	34	68	5	13.7
DBA2599E	PORSCHE	R	V	356	36.2	28	26	68	5	10.3
DBA2610	HONDA	F	V	296	47.2	28	26	64	5	8.1
DBA2611	HONDA	R	S	302	60.8	10	8	64	5	5.6
DBA2618E	HONDA	F	V	315	47.2	28	26	64	5	9.1

DISC ROTOR AND DRUM WEIGHTS & DIMENSIONS COMPABILITY CHART

A = DIAMETER
 B = ORIGINAL HEIGHT
 C = ORIGINAL THICKNESS
 D = MINIMUM THICKNESS
 E = CENTRE HOLE DIAMETER
 F = NUMBER OF BOLT HOLES

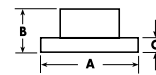


[« RETURN to Contents](#)

DBA#	Make	F/R	Vent Type	Rotor Ø A	Height B	Thickness C	Min.Th D	Bore E	Studs F	Weight
DBA2620E	NISSAN	F	V	296	44	26	24	68	5	7.7
DBA2621E	NISSAN	R	V	292	47	16	14	68	5	5.5
DBA2622E	NISSAN	F	V	320	44	28	26	68	5	10.2
DBA2624E	HONDA	F	V	315	47.3	28	26	64.1	5	9
DBA2625E	HONDA	R	S	310	38.9	10	8	64.1	5	5
DBA2628E	RANGE ROVER	R	V	350	48.9	25	22	79	5	9.6
DBA2630	JEEP	F	V	332	55.5	28	26.4	72	5	10.1
DBA2631E	JEEP	R	S	320	33.2	12	10.4	70	5	6
DBA2632	JEEP	F	V	380	54.5	34	32	72	5	15.5
DBA2633	JEEP	R	S	350	64	28	27	72	5	11.3
DBA2635	JEEP	F	V	350	54.5	32	30.5	72	5	13
DBA2636	JEEP	R	S	330	64	14	12.5	72	5	8.4
DBA2639E	FORD	R	S	316	51	11	9.5	63.5	5	6.1
DBA2643E	LAND ROVER	R	S	317	50.8	10	8	63.5	5	6.3
DBA2648E	MERCEDES BENZ	F	V	330	54.5	32	29.4	67	5	11.4
DBA2649E	MERCEDES BENZ	R	S	325	54	14	11.4	67	5	7.4
DBA2650E-10	SUBARU	F	V	316	57	30	28	58	10	10.4
DBA2653-10	SUBARU	R	V	320	66	18	16	58	10	7.3
DBA2659E-10	SUBARU	R	S	286	63.5	10	8.5	58	10	5.4
DBA2661E	SUBARU	R	S	274	67.5	10	8.5	58	5	5.1
DBA2662E	SUBARU	R	V	300	46.4	17	15	58	5	6.5
DBA2667E	SUBARU	R	S	273	63.5	10	8.5	58	5	5
DBA2669E	SUBARU	R	V	278	61.7	18	16	58	5	6
DBA2700E	TOYOTA	F	V	338	68	28	26	108	6	9.5
DBA2702	LEXUS	F	V	320	49.3	28	26	62	5	8.8
DBA2703	LEXUS	R	S	288	69.5	10	8.5	62	5	5.5
DBA2709E	TOYOTA	F	V	296	49.3	28	25	62	5	7.8
DBA2710	TOYOTA	F	V	296	50	28	26	62	5	9.2
DBA2714E	TOYOTA	F	V	297	67	25	23	108	6	7.2
DBA2716E	TOYOTA	F	V	319	67.5	28	26	108	6	8.8
DBA2722E	TOYOTA	F	V	340	83.6	32	29	112	5	11
DBA2723E	TOYOTA	R	V	345	76.5	18	16	112	5	8.1
DBA2724E	TOYOTA	F	V	354	83.5	32	29	112	5	12.3
DBA2733	TOYOTA	R	S	309	62.6	10	8.5	62	5	6.1
DBA2735E	TOYOTA	R	S	309	69.7	10	8.5	62	5	6.3
DBA2736E	TOYOTA	F	V	338	68.4	32	29	108	6	10.5
DBA2737E	TOYOTA	R	V	312	68	18	16	108	6	6.6
DBA2744E	TOYOTA	F	V	305	49.5	28	25	62.02	5	8.16
DBA2745	TOYOTA	R	S	281	55	12	10.5	62	5	5.2
DBA2748E	TOYOTA	F	V	328	49.5	28	25	62	5	9.8
DBA2758	LEXUS	F	V	360	60.7	30	28	62	5	12.5
DBA2759	LEXUS	R	V	344.9	61.7	28	26	62	5	10.2
DBA2765E	TOYOTA	R	S	281	44.3	12	10.5	62	5	5
DBA2766E	TOYOTA	F	V	298	49.3	28	25	62	5	8.5
DBA2776E	VW	F	V	332	57	30	27	76	5	11.2
DBA2777E	VW	R	V	300	51.1	22	20	76	5	7.6
DBA2806E	VW	F	V	312	49.8	25	22	65	5	9

DISC ROTOR AND DRUM WEIGHTS & DIMENSIONS COMPABILITY CHART

A = DIAMETER
 B = ORIGINAL HEIGHT
 C = ORIGINAL THICKNESS
 D = MINIMUM THICKNESS
 E = CENTRE HOLE DIAMETER
 F = NUMBER OF BOLT HOLES

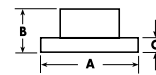


[<< RETURN to Contents](#)

DBA#	Make	F/R	Vent Type	Rotor Ø A	Height B	Thickness C	Min.Th D	Bore E	Studs F	Weight
DBA2807E	VW	R	S	285.6	48.4	11.7	10	65	5	5.2
DBA2808E	VW	F	V	345	50	30	28	65	5	12.4
DBA2809E	VW	R	V	310	48.5	22	20	65	5	7.1
DBA2810E	VW	F	V	288	49.7	25	22	65	5	7.9
DBA2811E	VW	R	S	253	51.5	10	8	65	5	3.9
DBA2812E	VW	F	V	280	49	22	19	65	5	6.2
DBA2813E	VW	R	S	259.8	48.5	12	10	65	5	4.3
DBA2814E	VW	R	S	272	48.2	10	8	65	5	4.2
DBA2816E	VW	R	S	282	47.3	12	10	65	5	4.9
DBA2821	AUDI	R	V	330	36	22	20	68	5	8.1
DBA2822E	AUDI	F	V	320	52	30	28	68	5	10.2
DBA2823	AUDI	R	S	300	36.2	12	10	68	5	5.5
DBA2824	AUDI	F	V	313.8	52	25	23	68	5	8.8
DBA2830E	VW	F	V	340	49.7	30	27	65	5	11.1
DBA2832E	AUDI	F	V	345	52	30	28	68	5	11.2
DBA2837E	AUDI	R	S	300	48.3	12	10	65	5	5.5
DBA2839	HOLDEN	F	V	256	40.1	26	24.6	88	6	5.8
DBA2840E	HOLDEN	F	V	280	40.5	27	25.6	88	6	7.3
DBA2847E	AUDI	R	V	330	36	22	20	68	5	8.2
DBA2860E	BMW	F	V	330	73.2	24	22.4	79	5	9.6
DBA2861	BMW	R	V	300	66	20	18.4	75	5	7
DBA2864E	BMW	F	V	348	62	30	28.4	75	5	12.8
DBA2865	BMW	R	V	320	78	20	18.4	75	5	8.2
DBA2867	BMW	R	V	345	78	24	22.4	75	5	9.8
DBA2874E	BMW	F	V	332	62	30	28.4	75	5	11.7
DBA2875	BMW	R	V	320	79.7	22	20.4	75	5	8.7
DBA2876	BMW	F	V	325	62	25	23.4	75	5	9.6
DBA2884	BMW	F	V	327.8	73	28	26.4	75	5	10.6
DBA2885	BMW	R	V	330	71	20	18.4	75	5	7.9
DBA2886E	BMW	F	V	312	73.5	24	22.4	79	5	9.5
DBA2898	KIA	F	V	302	54	28	26	96.2	5	8.5
DBA2899	KIA	R	V	315	87.5	20	18.4	96.2	5	8.9
DBA2952E	MAZDA	F	V	288.5	70.5	28	26	98	6	9.2
DBA3007E	AUDI	R	V	350	36.4	28	26	68	5	10
DBA3008E	AUDI	F	V	320	52.4	30	28	68	5	10
DBA3010E	AUDI	F	V	318	57.4	30	28	68	5	10
DBA3012E	AUDI	F	V	338	57.4	30	28	68	5	11.3
DBA3016E	AUDI	F	V	349	57.2	34	32	68	5	13
DBA3019E	HONDA	R	S	313	56	11	9.5	64.1	5	6.19
DBA3020E	RANGE ROVER	F	V	325	48.1	30	28	63.5	5	11.14
DBA3022E	RANGE ROVER	F	V	350	48.2	32	30	63.5	5	13.11
DBA3025E	RANGE ROVER	R	V	325	42	20	18	63.5	5	7.8
DBA3026E	VOLVO	F	V	345	48	30	27.5	63.6	5	12.4
DBA3027E	VOLVO	R	V	320	43	20	17.5	63.6	5	7.15
DBA3030E	MERCEDES	F	V	350	54.5	32	29.4	37	5	12.3
DBA3031E	MERCEDES	R	V	345	54	22	19.4	67	5	8.65
DBA3053E	SUBARU	R	V	285	46.4	17	15	58	5	5.3

DISC ROTOR AND DRUM WEIGHTS & DIMENSIONS COMPABILITY CHART

A = DIAMETER
 B = ORIGINAL HEIGHT
 C = ORIGINAL THICKNESS
 D = MINIMUM THICKNESS
 E = CENTRE HOLE DIAMETER
 F = NUMBER OF BOLT HOLES

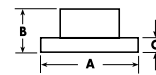


[« RETURN to Contents](#)

DBA#	Make	F/R	Vent Type	Rotor Ø A	Height B	Thickness C	Min.Th D	Bore E	Studs F	Weight
DBA3054E	SUBARU	F	V	293	48.2	24	22	58	5	7.75
DBA3058E	SUBARU	F	V	315	48.5	28	26	58	5	
DBA3088E	RANGE ROVER	F	V	380	80.9	34	31	79	5	15.75
DBA3089E	RANGE ROVER	R	V	365.2	75	20	17	79	5	10.8
DBA3090E	RANGE ROVER	F	V	380	62	34	31	79	5	15.3
DBA3091E	RANGE ROVER	R	V	365	49	25	22	79	5	10.8
DBA3109E	FORD	R	V	332	80.7	24	22	93	6	10.25
DBA3113E	AUDI	R	S	300	36.2	12	10	68	5	5.7
DBA31140EX	MERCEDES	F	V	350	54.4	32	29.4	67	5	12.3
DBA3116E	BMW	F	V	365	52.1	36	34.4	75	5	15
DBA3120E	LEXUS	F	V	305	49.3	28	25	62	5	
DBA3125E	VOLVO	R	S	302	43	12	9.5	63.6	5	5.55
DBA3126E	VOLVO	F	V	322	48.1	28	25.5	63.6	5	10.5
DBA3201E	JEEP	R	V	330	67.7	22	20.5	72	5	8.3
DBA3203E	JEEP	R	S	278	33.2	12	10.4	70	5	4.8
DBA3207E	JEEP	R	S	342	76.5	14	12.4	72	5	9
DBA3212E	JEEP	F	V	330	55.7	28	26.4	72	5	10.6
DBA3227E	BMW	R	V	385	78.2	24	22.4	75	5	12.9
DBA3262L/R	BMW	F	V	385	62	36	34.4	75	5	
DBA3274EL/ER	BMW	F	V	395	66.2	36	34.4	67	5	
DBA3286E	BMW	F	V	330	45.2	24	22.4	67	5	9.5
DBA3287E	BMW	R	V	300	50.6	20	18.4	67	5	5.9
DBA3300E	HOLDEN	F	V	321	60	30	27	67.4	6	10.3
DBA3301E	HOLDEN	R	V	315	48.1	23	20	67.4	6	8
DBA3302E	HOLDEN	F	V	321	45.5	28	26	70.7	5	9.8
DBA3303E	HOLDEN	R	S	288	46	12	10	70.7	5	5.5
DBA3323E	FORD	R	V	336	45	24	22.5	90	6	
DBA3335E	HYUNDAI	R	S	284	32.2	10	8	69	5	4.6
DBA3355E	MERCEDES	R	V	320	48.5	24	21.4	69	5	
DBA3356E	MERCEDES	F	V	342	62.5	32	29.4	69	5	
DBA3357E	MERCEDES	R	V	300	48.5	22	19.4	69	5	
DBA3358E	MERCEDES	F	V	330	62.5	32	29.4	69	5	
DBA3360EXDS	MERCEDES	F	V	390	54.3	36	34	67	5	18.2
DBA3361EXDS	MERCEDES	R	V	345	54	26	24	67	5	10.3
DBA3416E	BMW	F	V	330	66.2	24	22.4	67	5	9.9
DBA3417EL/ER	BMW	F	V	348	66.2	36	34.4	67	5	14
DBA3418EL/ER	BMW	R	V	330	64.2	20	18.4	67	5	8.9
DBA3419E	BMW	R	V	345	64.2	24	22.4	67	5	10.25
DBA3420E	BMW	F	V	348	66.2	30	28.4	67	5	12.3
DBA3450E	LEXUS	F	V	328	49.4	28	25	62	5	9.4
DBA3451E	LEXUS	R	V	338	39.5	18	16.5	62	5	7.2
DBA3550E	MAZDA	F	V	320	51.5	28	26	68	5	10.2
DBA3551E	MAZDA	R	S	325	45	11	9	68	5	6
DBA3552E	MAZDA	F	V	297	51.5	28	26	68	5	8.8
DBA3554EL/ER	BMW	F	V	360	45.3	30			5	
DBA3653E	FORD	R	V	348.2	79.6	25	23	90	6	12.4
DBA3656E	HYUNDAI	F	V	320	49.7	29	27	69	5	10.5

DISC ROTOR AND DRUM WEIGHTS & DIMENSIONS COMPABILITY CHART

A = DIAMETER
 B = ORIGINAL HEIGHT
 C = ORIGINAL THICKNESS
 D = MINIMUM THICKNESS
 E = CENTRE HOLE DIAMETER
 F = NUMBER OF BOLT HOLES



[« RETURN to Contents](#)

DBA#	Make	F/R	Vent Type	Rotor Ø A	Height B	Thickness C	Min.Th D	Bore E	Studs F	Weight
DBA3657E	HYUNDAI	R	S	305	33.7	11	9	69	5	5.65
DBA3661E	JEEP	R	S	278	43.2	12	10	70	5	5.1
DBA3662E	LAND ROVER	F	V	349	51.7	34	32	63.6	5	14.8
DBA3664E	JEEP	F	V	305	39.7	28	26	70	5	8.9
DBA3673E	MERCEDES	R	V	330	54	22	19.4	67	5	
DBA3675E	MERCEDES	R	V	308	60.7	18	16	68	5	6.8
DBA3682E	MERCEDES	F	V	320	54	28	26	68	5	11.5
DBA36830EX	MERCEDES	R	V	330	51	22	19.4	67	5	
DBA36850EX	MERCEDES	R	V	345	54	22	19.4	67	5	8.6
DBA36920EX	MERCEDES	F	V	375	54.5	36	33.4	67	5	15.3
DBA3697E	RAM	R	V	358	124.8	34	32.4	123	8	17.6
DBA3699E	RANGE ROVER	R	V	365	59.4	20	17	79	5	10.4
DBA3703E	RANGE ROVER	R	V	325	49	25	23	79	5	8.1
DBA3705E	RENAULT	R	S	274	82.2	11	9.5	HUB	4	7.5
DBA3706E	RAM	F	V	360	102.2	39	37.4	123	8	18
DBA3708E	RANGE ROVER	F	V	349	62	34	32	79	5	13.3
DBA3713E	SUBARU	R	V	285	46.4	17	15	58	5	
DBA3728E	VOLVO	F	V	324	52	28	26	63.5	5	11.35
DBA3760E	FORD	F	V	345	52.4	32	30.5	63.5	5	
DBA42102	FORD	F	V	355	50.5	32	30	71.8	5	13
DBA42155	FORD	F	V	369	99.01	39	37.4	129.2	10	17.46
DBA42157	FORD	R	V	390	124	39	37.4	139.5	10	19.64
DBA42159	FORD	F	V	347	100	38	36.4	129.2	8	16.8
DBA42178	FORD	F	V	363	100	38	36.4	129	8	18.3
DBA42179	FORD	R	V	363	126.1	38	36.4	128.1	8	17.8
DBA42250	MERCEDES	F	V	315	83	30	27.4	85	5	10.6
DBA42532	JAGUAR	F	V	360	53.5	32	31.8	72	5	13.6
DBA42534	JEEP	F	V	332	64	28	26	72	5	8.3
DBA42590	PORSCHE	F	V	368	68.7	36	34	85	5	15
DBA42634	JEEP	F	V	330	55	32	30	72	5	12.4
DBA42637	JEEP	R	V	330	64	22	20	72	5	9.45
DBA42790	FORD	F	V	350	49	34	32	90	6	13.1
DBA42791	FORD	R	V	348	87.12	20	18.4	90	6	13.5
DBA42792	FORD	F	V	350	49	34	32	90	7	13.1
DBA42793	FORD	R	V	348	87.12	20	18	90	7	13.5
DBA42798	FORD	F	V	347	100	38	36.4	129.2	8	15.56
DBA42799	FORD	R	V	340	126	34	32.4	127	8	14.42
DBA43014	VW	F	V	375		36				
DBA43124L/R	LEXUS	F	V	380	60.3	36	33	62	5	16.6
DBA43247	DODGE	R	V	375	53	22	20.4	78.5	6	
DBA43266	RAM	F	V	378	67.5	30	28.4	78.5	6	
DBA43414	VW	F	V	400	57.4	38	36	68	5	
DBA43428	CHEVROLET	F	V	355	102.3	40	38.5	127	8	17.2
DBA43437	CHEVROLET	R	V	359.8	119.1	34	32.5	127	8	16.6

IMPORTANT INFO FOR HAT TYPE ROTORS



Markings are placed on the outer edge of each rotor


Initial Colour	When the rotor exceeds this core temperature:	The colour will change to:
GREEN	458°C/856°F	WHITE
ORANGE	550°C/1022°F	YELLOW
RED	630°C/1166°F	WHITE

This brake rotor is marked with three (3) heat sensitive markings (refer to the code chart above).

These temperature markings allow you to gauge the disc operating temperature according to your driving style. This allows better choice in the most compatible friction material.

IMPORTANT FITMENT INFORMATION

- Check that the wear tolerance in the hub bearings is within the manufacturer's tolerance.
- Clean rotor hub mounting surfaces thoroughly with a wire brush and emery paper to remove all rust scale and debris.
- Check rotor to hub mounting surfaces for damage, burrs and/or distortion. Repair or replace if necessary.
- Failure to have a clean and smooth hub/rotor mounting surfaces can result in the rotor being mounted with excessive runout.
- The installed runout of the rotor must not exceed 0.050mm. Excessive runout will result in DTV (Disc Thickness Variation) being worn into the rotor within as little as 1000-2000kms.
- DTV will cause pedal pulsation, steering shudder or vibration during braking.



DIRTY HUB FACE



CLEAN HUB FACE

SPECIAL NOTE:

Before fitting disc rotor, wipe clean the face of the disc on which the disc pads run using brake cleaner. To avoid damage to the painted surface moisten cloth first.

Do not wipe or spray the painted area with cleaner as this will remove the paint



DO NOT WIPE THE HUB/HAT AREA



FITTING A HAT-TYPE DISC ROTOR

The following steps are recommended to ensure the best possible results after fitting a hat type disc rotor:

1. Remove wheel.
2. Remove brake pads and push caliper piston back. Start by first loosening the bleeder so as not to push contaminated fluid into the system. Check caliper condition e.g. slides are not stiff or worn.
3. Remove caliper from its supports without disconnecting brake line, making sure to secure it without letting it hang.
4. Remove old brake rotor.
5. Check hub bearings for wear, replace as necessary (refer to the vehicles manual for exact specifications).
6. Remove any scale or grit off hub face to ensure positive contact with the inside of the new rotor.
7. Clean any grease or foreign material off the rotor with Brake Cleaner.
8. Fit new disc rotor to hub making sure it is indexed to a point with minimum run-out (using a radial dial indicator).
9. Refit brake caliper.
10. Select correct brake pads to suit the style and driving conditions of the driver and vehicle.
11. Check brake fluid condition and replace as necessary. Do not flush dirty fluid through the system, remove dirty fluid from reservoir first.
12. Refit wheel, tightening wheel nuts in correct sequence and to recommended torque settings.
13. Carry out road test and bedding-in procedure. Refer to brake pad manufacturer's bedding in procedure.
14. Ensure vehicle owner understands that the rotors will take approximately 300km to bed-in.



DIRTY HUB FACE

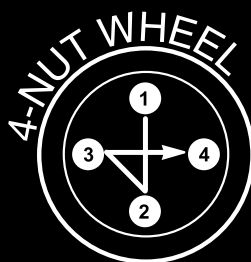


CLEAN HUB FACE

TIGHTENING WHEEL NUTS

Tighten the nuts following the criss-cross sequence shown below:

Failure to tighten nuts in the criss-cross sequence will cause misalignment of the wheel. Continue this process until all nuts are tightened to the torque recommended by the vehicle manufacture. Wheels supplied as aftermarket accessories may require different wheel nut tightening torques. If in doubt seek advice from the manufacturer or supplier.



WE PROVIDE BRAKING SOLUTIONS

FOR THE WORLD'S TOP CAR BRANDS

JAGUAR
 LOTUS PEUGEOT
 PORSCHE
 MERCEDES-BENZ
 RENAULT
 FIAT MG
 JAGUAR SKODA
 AUDI PORSCHE
 RENAULT JAGUAR PORSCHE FIAT
 MINI VOLVO
 PORSCHE RENAULT PEUGEOT FIAT JAGUAR PORSCHE VOLKSWAGEN
 MERCEDES-BENZ JAGUAR
 ALFO ROMEO VOLKSWAGEN BMW
 BMW ROLLS ROYCE MINI AUDI
 PORSCHE LANDROVER ALFA ROMEO
 FIAT LOTUS MG AUDI PORSCHE
 SKODA



CADILLAC
 JEEP
 SCION GMC
 INFINITI
 CADILLAC PONTIAC
 FORD DODGE PONTIAC
 HUMMER JEEP
 CHRYSLER INFINITI DODGE
 JEEP CHEVROLET
 HUMMER GMC
 CADILLAC CHRYSLER INFINITI PONTIAC DODGE CHEVROLET
 PONTIAC
 HUMMER GMC DODGE JEEP FORD
 SCION INFINITI
 CHRYSLER CHEVROLET CADILLAC SCION

LEXUS HOLDEN
 SUZUKI KIA MAZDA SUBARU SUZUKI LEXUS
 NISSAN HONDA HOLDEN
 LEXUS SUBARU HYUNDAI MAZDA
 SUZUKI LEXUS HONDA
 MITSUBISHI MOTORS
 HONDA
 SUZUKI LEXUS HONDA MAZDA HYUNDAI
 SUZUKI
 NISSAN ISUZU NISSAN TOYOTA MITSUBISHI MOTORS TOYOTA SUBARU TOYOTA
 LEXUS HONDA HOLDEN TOYOTA KIA TOYOTA SUBARU MAZDA SUZUKI ISUZU
 SUZUKI
 HYUNDAI

COVERING 97% OF THE AUSTRALIAN CAR PARC

- OVER 97% OF VEHICLE MANUFACTURERS
- OVER 97% OF VEHICLE FITMENTS

WARRANTY STATEMENT

Standard Communications Warranty against defects

IMPORTANT: THIS WARRANTY APPLIES TO ALL GOODS SOLD BY US ON OR AFTER 1 JANUARY 2012 AND IT REPLACES ANY PREVIOUS WARRANTY STATEMENTS IN RELATION TO SUCH GOODS.

1. This warranty against defects ("Warranty") is given by Disc Brakes Australia Pty Ltd ABN 12 003 543 995 of address Unit 33 / 2 Slough Avenue Silverwater NSW 2128 Australia ("We, Us, Our or DBA"). This Warranty only applies to products purchased in Australia. Please contact your local DBA distributor for products sold outside of Australia.
Local distributor details at <http://www.dba.com.au/where-to-buy/>

WARRANTY

- 2.1 We warrant, to the original purchaser ("You") that Our goods will be free from defects in materials and workmanship for 12 months or 20,000 kms (12,000 miles) from the date of purchase whichever occurs earlier ("Warranty Period), provided that subject to Our obligations under clause 2.3, We will at Our option either repair or replace goods where;
 - (a) We are satisfied that the goods are defective; and
 - (b) Freight charges both ways are paid for by You and We accept no liability for loss or damage during transit.
- 2.2 No repair or replacement during the Warranty Period will renew or extend the Warranty specified in this clause;
- 2.3 Our goods come with guarantees that cannot be excluded under the Australian Consumer Law. You are entitled to a replacement or refund for a major failure and for compensation for any other reasonably foreseeable loss or damage. You are also entitled to have the goods repaired or replaced if the goods fail to be of acceptable quality and the failure does not amount to a major failure.
- 2.4 Notwithstanding the preceding clause, Our liability in respect of a breach of a consumer guarantee, condition, warranty or other obligation made under this Warranty is limited, to the extent permissible by law, at Our option to:
 - (a) in the case of goods We supply;
 - (i) the replacement of the goods or the supply of equivalent goods;
 - (ii) the repair of the goods;
 - (iii) the payment of the cost of repairing the goods or of acquiring equivalent goods;
 - (iv) the payment of the cost of having the goods repaired.
 - (b) in the case of services We supply;
 - (i) the supplying of the services again;
 - (ii) the cost of having the services supplied again.
- 2.5 To the extent permitted by law, all other warranties whether implied or otherwise, not set out in this Warranty are excluded and We are not liable in contract, tort (including, without limitation, negligence or breach of statutory duty) or otherwise to compensate You for:
 - (i) any increased costs or expenses;
 - (ii) any loss of profit, revenue, business, contracts or anticipated savings;
 - (iii) any loss or expense resulting from a claim by a third party; or
 - (iv) any special, indirect or consequential loss or damage of any nature whatsoever caused by Our failure in complying with our obligations.
- 2.6 We warrant that We will perform any Warranty services with reasonable care and skill and agree to investigate any complaint regarding Our services made in good faith. To the extent permitted by law, Our liability in relation to such services is limited to matters set out in clause 2.4(b) provided that We are satisfied that the complaint is justified.
- 2.7 To make a claim pursuant to this Warranty You must, before the end of the Warranty Period, contact the reseller, distributor or workshop from where You purchased the product and follow their warranty claim instructions. In the event that the reseller or repairer is no longer trading, please phone DBA on 1800 730 039 where you will be assisted.
- 2.8 This Warranty is in addition to and does not limit, exclude or restrict your rights under the Competition and Consumer Act 2010 (Australia) or any other mandatory protection laws that may apply.
3. What this warranty does not cover
- 3.1 This warranty will not apply in relation to:
 - (a) goods modified or altered in any way;
 - (b) defects and damage caused by use with non standard tools
 - (c) repairs performed other than by an authorised mechanical or brake expert;
 - (d) defects or damage resulting from misuse, accident, impact or neglect;
 - (e) goods improperly installed or used in a manner contrary to the relevant instruction manual; or
 - (f) goods where the serial number part number on the product has been removed
 - (g) all associated components are within recommended specifications
 - (h) the rotor that has been subjected to conditions beyond those for which it was intended, such as, but not limited to, being used in any form of motor sport.

MOTORSPORT WARRANTY STATEMENT

DBA's warranty will not apply in relation to: use of the product for any form of motorsport or speed trial.

Whilst DBA promote it's product for use in motor sport applications, DBA cannot warrant the product when used in any form of motor sport because it may be subjected to many variables that are not controllable (such as vehicle modifications, ie. wheels, tyres, suspension).

DBA cannot be held responsible for fitment if; not installed by a licensed motor mechanic or licensed brake specialist, wear and tear and lack of maintenance, including situations, where DBA's product is used past the design limits.

This by no means detracts from the quality of the product DBA manufacture, its simply states that if the product is used in motor sport applications, DBA have no control on how or by whom the product is used.

DISC ROTOR : APPLICATION Q&A

Q. What causes steering wheel vibration?

A. There are two common causes for steering wheel vibration, friction material deposits and Disc Thickness Variation (DTV).

Some friction material technologies rely on an even layer of friction material transferred onto the disc surface. This is called a transfer layer. When this layer becomes irregular in thickness brake shudder will occur due to a grab and release effect from the pads on the disc rotor when braking. This oscillating torque from the brakes will transfer to the steering rack resulting in steering wheel vibration.

DTV is an irregular wear issue with the disc rotor. As the name suggests, the thickness of the friction disc varies causing the pads to grab and release braking. Both symptoms result in the same effect but for different reasons. DTV is typically caused by incorrect fitting of the brakes. The two most common fitting errors are not cleaning the hub mating faces correctly and irregular wheel nut torque, typically from the incorrect use of pneumatic impact wrenches.

Q. What causes pedal pulsation?

A. Pedal pulsation is when the brake pedal oscillates up and down while applying the brakes. This is almost always the result of hydraulic line oscillation due to DTV in the disc rotor. The variation in thickness of the disc rotor causes the caliper pistons to extend and retract transferring brake fluid back and forth in the hydraulic circuit to the brake pedal.

Q. What causes brake squeal?

A. There are several causes for brake squeal and sometimes solving a squeal issue can be the result of trial and error. The most common causes are;

1. Excessive friction for the application. High performance or race pads used in a light duty application.
2. Brake pad contamination. Dirt, grit, glazing or lubricants.
3. Lack of contact between the pad and rotor.
4. Rotor surface un-even or surface rust build up
5. Brake hardware damaged, Guide pins, abutment clips, springs.
6. Some pads require the use of grease in between the shim and plate.

Q. Do I need to clean new disc rotors before installing?

A. Definitely yes! All disc rotors will have some form of anti-corrosion treatment applied before packing. Regardless of whether the disc has a DBA "En-Shield" type painted coating or just anti-corrosive fluid, they should be cleaned. Methanol based brake cleaning products are readily available to clean the disc surfaces. The best method is to apply the cleaning product to paper towel or a cleaning cloth and wipe the disc friction surfaces and hub mounting face. When no more grease or oil products transfer to the cleaning cloth you're good to go.

While carburettor (carby) cleaner is effective as a cleaning solution, the chemicals used in this product are intended to leave a residue. The residue from "carby" cleaner often negatively affects the bedding in process therefore this product is NOT recommended.

Please note: spraying some aggressive cleaners directly onto new painted surfaces of the disc rotor can damage the paint finish quality. Apply to a cloth or paper towel first.

Q. Why use slotted rotors?

A. The slots in these rotors assist in the evacuation of brake dust, maintaining a clean friction surface between the pad and rotor. This maximises friction performance and eliminates pad glazing, a common cause for brake noise, poor braking performance and overheating.

Slotted rotors are highly recommended in applications where frequent braking or heavy loads are present, such as trades vehicles, 4wd's, performance vehicles and vehicles towing heavy loads. These applications typically produce more dust and debris than standard street vehicles and greatly benefit from the regular dust evacuation performed by the slots.

Q. What is brake pedal modulation and why should I use it?

A. Brake pedal modulation is the controlled application and release of the brake pedal when towing heavy loads or descending steep hills. Typically, the brake pedal is applied slightly heavy than normal for a few seconds and then released to allow the brakes to recover before applying again. This lowers the temperature and stress on the brakes compared to holding the brakes on continuously and potentially inducing brake fade or loss of friction performance.

DISC ROTOR : APPLICATION Q&A

Q. What is the best pad for my vehicle?

A. Refer to the 'DBA Performance – Disc Rotor & Brake Pad Reference Guide'.

The key factors that determine which brake pad is best for your car is based on the type of vehicle and what you intend on using it for.

DBA Street Performance (SP) brake pads have been developed to provide an effective friction response to pedal application and low wear. **Low wear means less dust.**

SP is ideal for normal to spirited street use in most vehicles.

DBA Xtreme Performance (XP) brake pads, are for heavy duty applications, where higher friction levels are required, in order to safely brake under extreme conditions.

Heavy loads can either be; high axle loads, higher speeds or a combination of both.

There are many applications where the ideal brake pad recommendation will be to use a mix of:

DBA Xtreme Performance (XP) on the front; and

DBA Street Performance (SP) on the rear.

This is when the front brakes are doing considerable more work than the rears, typically on trade utes, vans, 4WD's and some performance applications.

Refer to the 'DBA Performance – Disc Rotor & Brake Pad Reference Guide'

Q. Why doesn't DBA have both SP & XP available for all applications?

A. DBA stocks most popular applications in both SP and XP friction compounds. Exceptions arise where vehicle testing has indicated (for certain applications) optimal performance is achieved by using only SP or XP.

e.g. high friction noise generation, possibility of lock-up from excessive friction on the rear brakes, or heavy vehicle requirements.

Q. What is the difference between SP and XP?

A. The key difference between SP and XP is the friction level and operating temperature(s).

The DBA SP range has been developed for optimal friction performance and longer life in street applications.

The DBA XP range has a higher friction level and operating temperature.

The addition of carbon fibre elements in the DBA XP brake pad range, assists with better thermal stability at higher temperatures, when used in heavy duty applications.

Note: Wear and dust may increase in heavy duty applications.

Q. Why should I choose DBA Performance Pads over other pads?

A. DBA performance pads are developed for extreme Australian conditions.

We have focused on higher friction class materials, optimal thermal stability, low dust and wear rates to produce a new generation of braking performance. We have developed these compounds from the ground up, listening to our customers' demands. DBA Performance Pads work perfectly with DBA's range of disc rotors, addressing limitations of other brake pads in the market – that may compromise vehicle performance.

Q. Why use XP not SP (even though there is no track use)?

A. There are many applications that require higher friction and thermal stability other than track use. Such as large 4WD's fully fitted out for adventures (GVM upgrade), towing a boat or caravan or trades vehicles carrying tools and equipment. Axle weight can add up fast.

Vehicles carrying heavy loads and/or vehicles travelling at high speed (i.e. track use) demand similar performance requirements when it comes to braking.

Why don't I just buy the Xtreme Performance (XP) Pads?

A. Sometimes too much friction can have an adverse affect on braking.

Too much or too sensitive brake torque (wheel lock-up) may reduce your ability to adjust braking performance in environments such as wet roads or loose surfaces.

i.e. More is not always better!

Refer to the 'DBA Performance – Disc Rotor & Brake Pad Reference Guide'.

BRAKE PADS : APPLICATION/TECHNICAL Q&A

Q. Can DBA pads be used on any rotor or does it have to be only on DBA rotors?

A. DBA performance pads are suitable for all makes of disc rotors.

However, they have been developed and tested for optimal use with DBA rotors. Use with other types of rotors, may result in varying performance, wear rates and dust.

Q. Why are some of your part numbers different to other brands?

A. DBA Performance Pads are aligned with the DB part numbering system (industry standard in Australia) - where possible. Where a DB reference does not exist at the time of production, DBA has adopted a DB number using the international FMSI reference (Friction Manufacturers Standards Institute).

Q. Should I machine my existing rotors when fitting new pads?

A. Ideally you should fit new rotors with new pads. Pads and rotors typically have the same life span in street applications.

If pads do need to be changed before the rotor has reached minimum thickness it is recommended to re-machine the rotor friction surfaces. This is to ensure a clean flat surface for maximum life and performance of the new brake pad.

Q. What are the DBA pads made of?

A. DBA SP (semi-metallic) and XP (semi-metallic carbon fibre) - contain various metals and complimentary elements (carbon fibre, ceramics, and more) to achieve optimal performance.

DBA's range of performance brake pads DO NOT contain any harmful chemicals or substances.

Most importantly: No Asbestos!

Q. Are the pads low dust?

A. Brake dust is the product of wear on both the disc brake rotor and the brake pads. Compared to leading performance brands tested, the wear rate is lower when using DBA performance pads and therefore the dust may be less.

Note: XP will have higher dust levels than SP, due to the higher friction levels

Q. Are the pads copper free?

A. The SP pads are copper free. The XP pads have a low copper content. The focus on copper in USA (2 states), is due to new legislation being implemented by 2025 for brake pads to contain less than 0.5% copper, to reduce waste for environmental reasons.

Q. Do the pads have asbestos?

A. NO! DBA products contain NO asbestos.

Q. Are the Pads NAO (Non-Asbestos Organic)?

A. The DBA Performance pads are "Non-Asbestos Semi Metallic" materials, not NAO.

NAO pads are typically considered light duty and not suitable for performance applications. Extensive R&D has found both DBA SP and DBA XP semi-metallic friction materials provide the best performance levels for Australia's extreme conditions.

Q. Are the pads R90 certified (European Standard)?

A. The ECE R90 standard requires performance characteristics within 15% of the Original Equipment Manufacturer's standard brake pad. DBA Performance Pads are a **high-performance product** for applications above and beyond the standard expectation.

Q. How long do the pads last?

A. DBA has conducted testing on various vehicle applications and are continuously undertaking monitoring and testing. Based on these results the product life has shown to be approximately 20% or better than many leading brands.

Q. Are the pads soft or hard (pedal feel)?

A. DBA Performance pads produce a hard (firm) pedal feel. They are a high density / low compressibility friction material, which provides improved pedal feel (hard) and high brake torque.

Q. Do the pads have slots and why?

A. All DBA Performance pads have a centre groove/slot. This slot is required to reduce internal stress under high temperatures.

Q. Do the pads have chamfers and why?

A. The DBA Street Performance (SP) pads do have chamfers to reduce noise at lower temperatures and speed.

Based on testing the DBA Xtreme Performance (XP) and DBA Race Performance (RP) pads do not require chamfers when used in the intended application.

Q. Do the DBA pads have wear indicator lines?

A. Most DBA Performance pads have either electronic sensors or mechanical screech sensors to notify the driver when the pads are at end of life. Those that do not have sensors are typically opposed piston calipers where the pads are clearly visible through the wheels.

Q. When should I replace my DBA pads?

A. On most DBA performance pads the wear sensors will let you know. When no sensors exist, it is recommended to replace the pads when approx. 4mm of friction material is remaining. This may not be applicable for motorsport applications where higher temperatures and stresses exist.

Q. Do the pads have 'titanium strips, bedding in strips/coatings'?

A. While bedding stripes may provide a temporary benefit for some general-purpose friction materials, the friction compounds used in DBA Performance pads do not require any additional intervention to bed-in quickly and effectively. All DBA pads are scorched to minimise any brake fade during the replacement process.

Q. What is Scorching / Thermal Stability Profiling (TSP) on DBA Pads?

A. DBA has a well-established TSP heat treatment process with our performance disc rotors to prepare the rotor for extreme applications. The same consideration has been applied to our performance brake pads.

Pad scorching is a heat treatment process developed to remove any excess resin material that typically results in brake fade when bedding in and reduced performance in new brake pads.

Q. If I replace my brake pads, do I need to replace my disc brakes?

A. It is not necessary to replace disc rotors when changing pads unless the discs are at or near minimum thickness. Exceptions may be when the disc rotor surface is heavily scored, and re-machining may not be economical when near minimum thickness.

Q. Should I replace my rubber brake line hoses and when?

A. Rubber brake hoses should be replaced if damaged or if the rubber material shows signs of degradation (perished).

This is a decision best left to experienced brake technicians/mechanics.

Upgrading to stainless steel (braided) hoses should be considered when modifying vehicles to higher GVMs or for motorsport applications.

Q. When should I use a stainless-steel brake line hose?

A. Stainless steel reinforced or braided brake hoses reduce compliance (expanding) in the flexible hoses between the chassis and caliper.

This provides a more responsive and firmer brake pedal. You should consider braided hoses when upgrading 4WDs to carry heavy loads or in motorsport applications when brake fluid temperatures are higher and reduces the expansion of the rubber brake line hoses.

Q. How often should I flush my brake fluid?

A. Firstly, as per the manufacturers recommendations

unless braking performance is reduced due to degraded fluid from extreme driving applications. Typically, 24 months.

Q. What brake fluid should I use?

A. Start with the manufacturers recommendations. If you have issues with performance due to motorsport activities or heavy towing, then consider a higher temperature fluid. Most vehicles use DOT 4 fluid which is quite good. DOT 5.1 is the next step up but with shorter use life.

Q. Brake Booster (Rubber) Vacuum Hose. Should it be replaced; When / Why?

A. The answer is YES.

The vacuum brake booster rubber hose, is installed in 99% of passenger and 4WD/SUV vehicles. The vacuum booster hose is fitted between the vehicles inlet manifold and the brake booster.

This hose is an oil & fuel vapour resistant Nitrile (NBR) rubber inner tube, with high levels of Polyester fibre reinforced for resistance to vacuum collapse, with an outer cover material known for its excellent heat and ozone resistance.

Unfortunately, the hose over a period of time (say approx. 8 years and older) does deteriorate internally, due to the heat from the engine exhaust manifold area. The outer hose becomes very hard; HOWEVER, the inner vacuum tube becomes pliable and will reduce the vacuum/pressure required to assist vehicle braking. Definitely replace - this is a forgotten and integral part of a vehicle's braking system!

Important:

The plastic check-valve located in the brake booster, should be checked or replaced as well!

Q. What warranty does DBA offer on the pads?

A. DBA provides an industry standard 20,000 km or 12 month warranty against manufacturing defects on all DBA rotors and pads (except for motorsport applications).

Warranty does not cover motorsport applications as there are many indirect influences on product life and performance out of our control.

Refer to DBAs Global Warranty at www.dba.com.au

Q. Will DBA warrant the pads if they are used on other branded disc brake rotors, if so how?

A. Yes. Refer to DBA's Global Warranty at www.dba.com.au

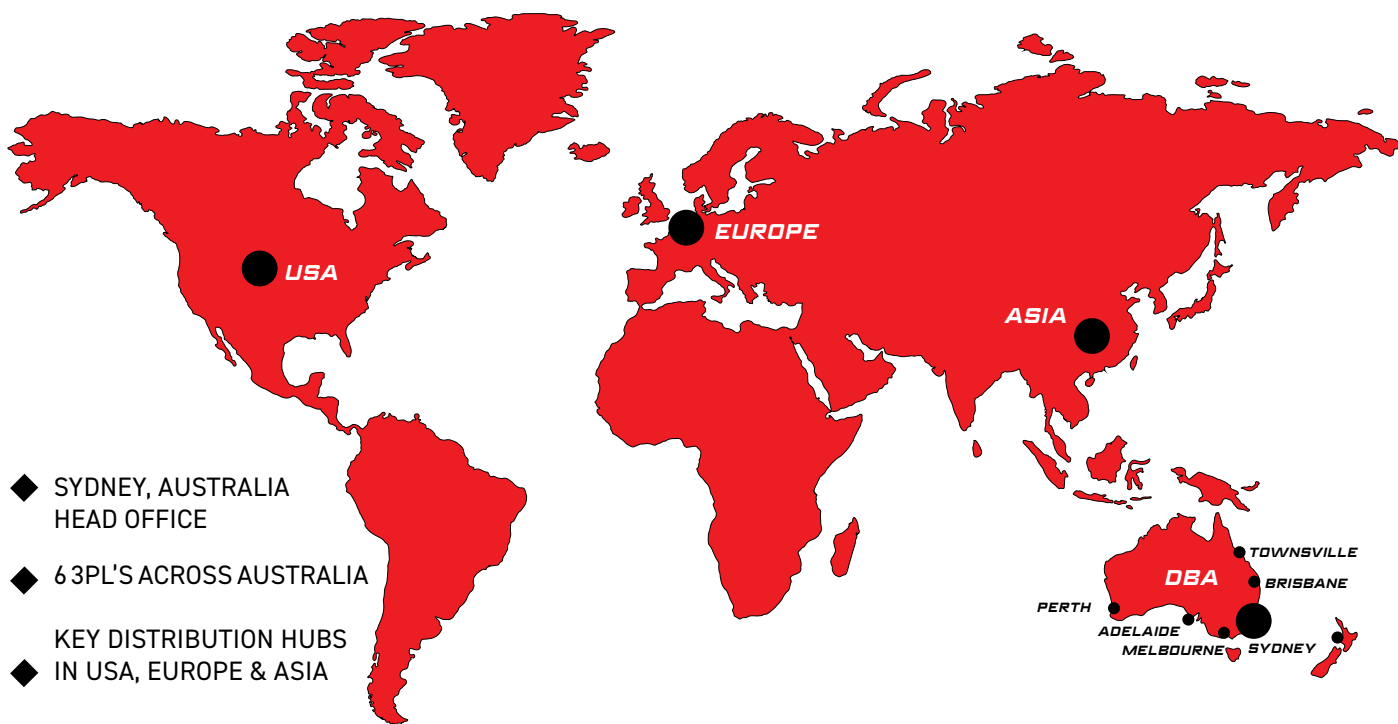
Note: DBA Performance Pads have been developed and tested for optimal use with DBA rotors, as such performance, wear rates and dust levels may vary when used with other branded rotors.

GLOBAL DISTRIBUTION CENTRES



DISC BRAKES AUSTRALIA

MANUFACTURING SAFETY & BRAKE EXCELLENCE FOR OVER 40 YEARS



- ◆ SYDNEY, AUSTRALIA HEAD OFFICE
- ◆ 63PL'S ACROSS AUSTRALIA
- ◆ KEY DISTRIBUTION HUBS IN USA, EUROPE & ASIA

AUSTRALIA

Local Sales / Order Inquiries:

Ph: 1800 730 039 (Toll free Australia only)
 Email: orders@dba.com.au
 technical@dba.com.au

Export Sales / Order Inquiries

Ph: + 61 2 9748 0211
 Fax: + 61 2 9748 0676
 Email: exports@dba.com.au
 Web: dba.com.au

Admin/Account Inquiries

Ph: + 61 2 9748 0211
 Fax: + 61 2 9748 0676
 Email: ap@dba.com.au
 Web: dba.com.au

NORTH AMERICA

Sales Inquiries:

Ph: + 1 833-61BRAKE
 Ph: + 1 833-612-7253
 Email: usaorders@dba.com.au
 Web: dbausa.com

EUROPE

Ph: + 48 52 553 1339
 Fax: + 48 56 477 4875
 Email: info@dbabrakes.eu

FOR MORE INFORMATION VISIT OUR WEBSITE DBA.COM.AU



THE PERFECT COMBO FOR ADVENTURE

4000 SERIES T3 DISC ROTOR

BRAKE FLUID - DOT 4.1

BRAKE SHOES

XTRME PERFORMANCE BRAKE PADS





DISC BRAKES AUSTRALIA

Ph: 1800 730 039

Toll free Australia only

Ph: +61 2 9748 0211

International calls

dba.com.au

sales@dba.com.au